


PETRARCH® SPECIALTY CHEMICALS



UNITED CHEMICAL TECHNOLOGIES
WWW.UNITEDCHEM.COM



UCT SPECIALTIES

Since our beginnings in Horsham, PA in 1986, UCT Inc. has become a leading manufacturer of specialty silanes, silicones & homogeneous catalysts. In 1993, UCT, Inc. purchased the Petrarch Systems line of fine chemicals in order to gain a market advantage in the synthesis of bonded sorbents. This technology has allowed UCT to become a major manufacturer in the specialty silane market. In 2007, UCT, Inc. created UCT Specialties, LLC to continue this dedication to providing our customers with the highest quality of products currently in the market today.

UCT Specialties, LLC creates specialty products that are utilized in a diverse core of markets. For example, products synthesized by UCT are found in biomedical, fiberoptic and chromatographic applications. Products are packaged to order and shipped in sizes from 5 grams for some products to 55 gallon drums for others.

CHEMICAL MANUFACTURING | QA/QC LABORATORY | R&D LABORATORIES



CUSTOMER SERVICE

PRICES AND TERMS

Our prices are subject to change without notice. The price in effect when we receive your order will apply. All prices are in US Dollars and are F.O.B. Lewistown, PA 17044. Terms of payment are net 30 days.

MINIMUM ORDERS

We welcome all orders, therefore, we do not have a minimum order requirement. When ordering, please include your purchase order number, complete "Ship To" and "Bill To" address, catalog number, quantity, and description of product(s). Also include your name and a phone number where you can be reached should we have any questions concerning your order.

SHIPMENTS

Normal processing is within 24 hours after receipt of an order. Unless special shipping requests have been made, our trained staff will send all orders by UPS Ground service. The appropriate shipping charges (freight & insurance costs) will be added to the invoice, unless otherwise instructed by the customer.

SPECIAL PRICING

We offer special pricing for volume purchases and standing orders. These discounts apply to bonded phase extraction column purchases only. Please call a sales representative for more information on special pricing qualifications.

RETURN POLICY

Our Quality Manager will handle all returns. Before returning merchandise, please call to obtain a return authorization number from the quality manager. We will need to know the reason for the return, date of purchase, purchase order number and invoice number in order to issue a return authorization number. Return merchandise must be received before a credit can be issued. Returns will not be accepted after 90 days. A restocking fee of 25% of the price paid, or a minimum of \$25.00 (whichever is greater) will be charged on all returns.

WARRANTY

All products manufactured by UCT are guaranteed against defects in materials and workmanship for a period of 90 days after shipment. UCT will replace any items that prove to be defective during this time period. The exclusive remedy requires the end user to first advise UCT of the defective product by phone or in writing and must include order number, the lot number and the shipping date.

To initiate this action, photographs of the product, including packaging and labeling of the containers, must be submitted to the UCT Representative for approval. With approval a return authorization can be initiated, and must be received within 30 days. Once the materials arrive at UCT a further inspection of the materials must be completed and accepted by our Quality Manager prior to further action of credits or replacement. UCT's total liability is limited to the replacement cost of UCT products.

This warranty does not apply to damage resulting from misuse.

Contact Us

Email: info@unitedchem.com

Web: www.unitedchem.com

UCT, Inc.
2731 Bartram Rd.
Bristol, PA 19007

Phone: 800.385.3153
Fax: 215.785.1226
www.unitedchem.com

SILANES AND COATINGS

TABLE OF CONTENTS

6-7	Packaging
8-9	Silicon Nomenclature
10-23	An Introduction to Organosilicon Chemistry
24-28	Silane Blocking Agents
29-34	Infrared Analysis of Organosilicon Compounds: Spectra-Structure Correlations
35-36	Techniques for Silylation
36-43	Silane Coupling Agent Chemistry
44-59	List of UCT Specialties Silanes
94-97	Index by CAS Number (Silanes)

SILICONES AND SILICON CONTAINING POLYMERS

TABLE OF CONTENTS

60	Using This Section
61-62	Introduction
62-63	Polydimethylsiloxane Fluids, Trimethylsiloxy Terminated
64-66	Introduction
67-68	Properties of Conventional Silicone Fluids
69	Blended Silicone Fluids
	Product List
68-70	Reactive Fluids
71-73	Vinyl Polymers and Copolymers
73-75	Organo-Hydrosiloxane Polymers and Copolymers
76	Silanol Terminated and Related Polydimethylsiloxanes
77-78	Amino Functional Polymers
78-79	Miscellaneous Functionalities
80	Catalysts
80-81	Modifiers
	Silicone Gums
81-82	Non-reactive Fluids
82-83	Aromatic (phenyl) Containing Siloxanes
84	Polymethylalkylsiloxanes
	Hydrophillic Silicones
85-86	Polymeric Coupling Agents
86-87	Polyalkoxysiloxanes - Polysilicates
88-90	Elastomers and Resins
	Prototype and Model Making Silicone
91-93	Thin-Film Coatings
98	Index by CAS Number (Silicon)

AMBER GLASS BOTTLES



4 Liter



2.5 Liter



32 Ounces



16 Ounces



8 Ounces



4 Ounces



2 Ounces



1 Ounce



1 Ounce Septa Vial

WHITE PLASTIC BOTTLES



1 Gallon



32 Ounces



16 Ounce



8 Ounces



4 Ounces



2 Ounces

WHITE PLASTIC PAILS



1 Gallon



5 Gallons

BLACK STEEL PAIL



5 Gallons

BLUE PLASTIC DRUMS



30 Gallons



55 Gallons

BLACK STEEL DRUM



55 Gallons

Disclaimer: Container photos are to show packaging options only – UCT does not sell empty containers.

Note: Not all products are available in all sizes.

ORGANOSILICON NOMENCLATURE

The nomenclature of organosilanes follows some simple rules. Where feasible, as with the simple systems, they are named as derivatives of silane or disilane, etc.



silane
disilane

When the silicon contains two or more different groups attached these are named in alphabetical order when this does not create confusion. For example,

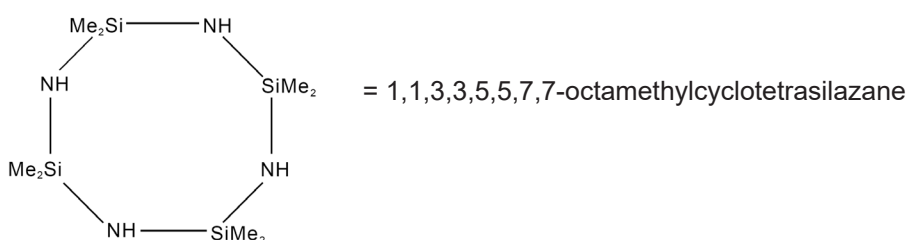


dichlorodimethylsilane
methylphenyldichlorosilane
(not dichloromethylphenylsilane, which could be misconstrued as being $\text{Cl}_2\text{CHPhSiH}_2$)

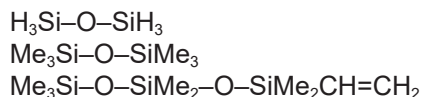
Silazanes are named disilazane, trisilazane and so forth depending on the number of silicon atoms in the structure.



trisilazane

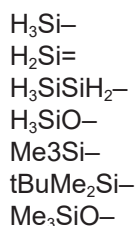


Siloxanes are named in a similar fashion to the silazanes.



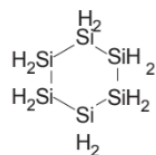
disiloxane
hexamethyldisiloxane
1-vinylheptamethyltrisiloxane

When the silicon group must be named as a unit, the following general names are used:

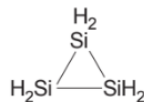


silyl
silylene
disilanyl
siloxanyl
trimethylsilyl
tert-butyldimethylsilyl
trimethylsiloxy

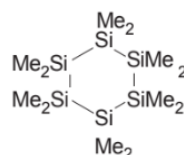
The cyclic silanes are named:



cyclohexasilane



cyclopropasilane



dodecamethylcyclohexasilane

Hydroxy derivatives are named as silanols:

H_3SiOH	silanol
$\text{H}_2\text{Si}(\text{OH})_2$	silane diol
$\text{PhSi}(\text{OH})_3$	phenylsilane triol
Ph_3SiONa	sodium triphenylsilanolate

When the question of whether to use organic or organosilicon nomenclature arises, the tendency is to employ the organic nomenclature.

$\text{Me}_3\text{SiCH}_2\text{CN}$	α -trimethylsilylacetonitrile
$\text{Me}_3\text{SiCHClCH}_3$	1-trimethylsilyl-1-chloroethane or (1-chloroethyl)trimethylsilane
$\text{Me}_3\text{SiCH}(\text{OH})\text{CH}_3$	1-trimethylsilylethanol
$\text{PhCO}_2\text{SiEt}_3$	triethylsilylbenzoate

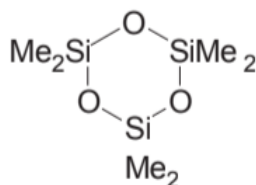
The General Electric siloxane notation is used as a shorthand notation for the methylsiloxanes and polymethylsiloxanes.

The various groups utilized in this format are:



Examples are:

$\text{Me}_3\text{Si}-\text{O}-\text{SiMe}_3$	MM
$\text{Me}_3\text{Si}(\text{OSiMe}_2)_{10}\text{OSiMe}_3$	MD_{10}M
$(\text{Me}_3\text{SiO})_3\text{Si}-\text{O}-\text{SiMe}_2-\text{OSiMe}(\text{OMe})_2$	M_3QDTM_2



AN INTRODUCTION TO ORGANOSILICON CHEMISTRY

Organosilicon compounds have been known since 1863 when Friedel and Crafts¹ first reported the synthesis of tetraethylsilane from diethylzinc and silicon tetrachloride. The first systematic studies on organosilanes were carried out by Frederick S. Kipping and his coworkers at the University of Nottingham from 1898 to 1939,² work which the American Chemical Society has memorialized by presenting the biannual Frederick Stanley Kipping award for “distinguished achievement in research and organosilicon chemistry.” It was not until the 1940’s, however, that organosilicon chemistry bloomed following the success of the silicone polymers. Today on the industrial and commercial side of the ledger, organosilanes are found in applications ranging from solutions to synthetic problems to healthcare products to computer chips. On the research side of the ledger they are being investigated as synthetic reagents and pushed ever further in the quest for knowledge of just what silicon can achieve in terms of their bonding. All of these things make organosilanes interesting subjects, indeed.

Silicon, in the form of polysilicates, accounts for ca. 25 percent of the earth’s crust. This compares with carbon, which is less than 1 percent. The three isotopes of silicon along with their nuclear spins are:

²⁸ Si	92.18%	I = 0
²⁹ Si	4.17%	I = ½
³⁰ Si	3.12%	I = 0

The ²⁹Si isotope, with its spin of ½ allows NMR studies on the silicon nucleus to be performed. This has added much to the knowledge of silicon-containing species, especially solids.

Silicon, a second row element of group 14, is frequently compared to carbon. Although this can be “dangerous” in many ways, a direct comparison of their respective physical properties is instructive. A few of these are:

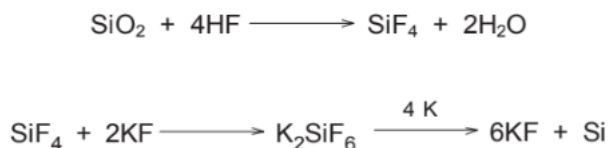
Carbon		Silicon
66 pm	atomic radius	106 pm
77 pm	covalent radius	117 pm
2.5	electronegativity (Pauling)	1.8
259.0 kcal/mol	First Ionization Potential	187.9 kcal/mol

It is also interesting to point out that silicon is more electropositive than hydrogen, their respective Pauling electronegativities being 1.8 and 2.1.

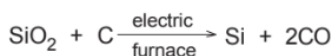
As there are no naturally occurring organosilanes, all organosilanes have their beginning in silicon dioxide. This abundant and extremely thermodynamically stable material can be directly converted to the valuable starting materials, silicon tetrachloride and related species.



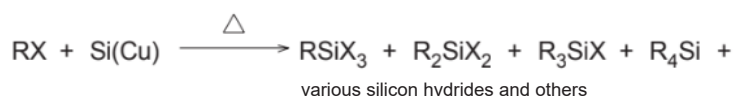
Berzelius had shown as early as 1924 that silicon dioxide could be converted to silicon metal via the fluoride.



More commonly, however, metallic silicon is prepared and then converted to the oxidized forms.



The direct process,³ known as Rochow's reaction, though independently discovered by E. Rochow and R. Muller, allows the direct reaction of organic halides with silicon metal in the presence of electrontransfer catalysts, usually copper. The general reaction is:

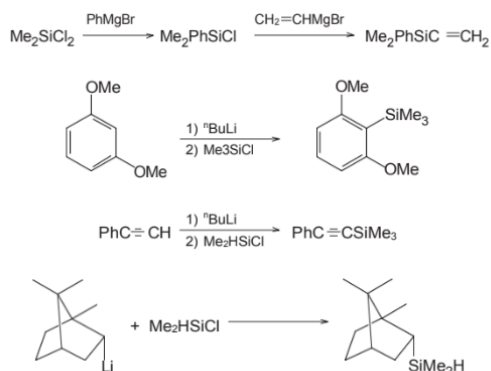


The most common usage of this reaction is to form dimethyldichlorosilane under conditions selected to maximize this important precursor to the polydimethylsiloxanes. Useful and important "byproducts" of this process are methyltrichlorosilane and trimethylchlorosilane, which are used to prepare several other organosilanes. Typical results from the reaction of chloromethane with silicon-copper are:

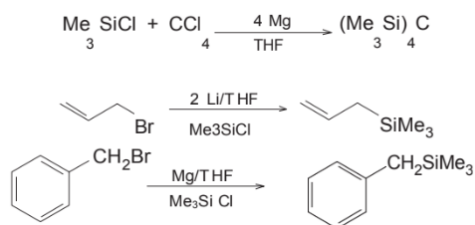
Compound	% Composition	bp °C
Me ₂ SiCl ₂	75	70
MeSiCl ₃	10	66
Me ₃ SiCl	4	58
MeSiHCl ₂	6	41
SiCl ₄ , Me ₄ Si, HSiCl ₃ and disilanes	5	---

It is also possible to prepare vinyl- and arylsilanes from the direct process. It happens that for the vinylsilanes, the better catalyst is nickel rather than copper and for the arylsilanes it is silver, which is better than iron, which is in turn better than copper.

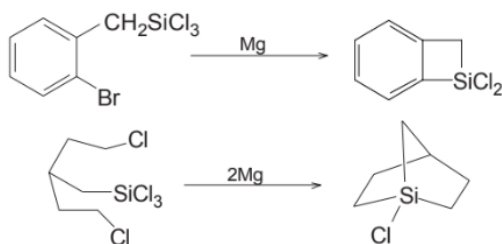
The reaction of halo-, alkoxy- or even hydridosilanes with organometallic reagents, especially organomagnesium and organolithium reagents provides the silicon-carbon bond. Thus, it is clear why those products directly available from silicon metal as described above are so important to the preparation of the numerous organosilicons that now exist. The scope and limitations of this approach to organosilanes is essentially determined by the ability to prepare the appropriate organometallic reagent.



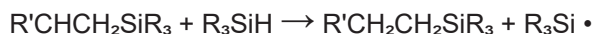
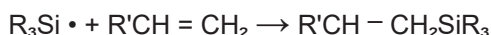
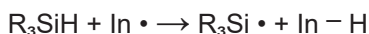
The reaction can be carried out in an “in situ” manner, which serves well for the preparation of organosilanes from organometallic reagents that tend to couple upon formation, such as allyl- or benzyllithium.



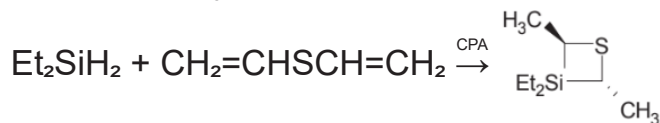
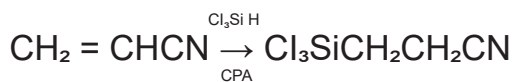
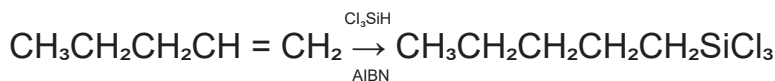
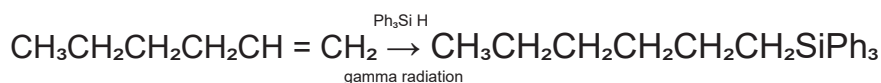
The reaction can be performed in an intramolecular sense, an approach that has been very successfully applied to silacyclobutyl systems as well as others.



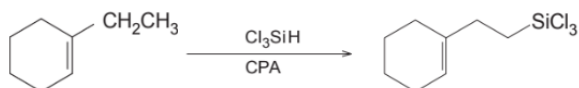
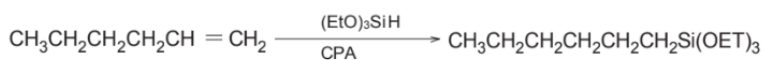
The addition of the silicon-hydrogen bond to a carbon-carbon multiple bond, termed hydrosilation, is another excellent method of preparing the silicon-carbon bond.⁴ This reaction is not only quite general and clean, but further allows one to maintain the functionality of silicon. The reaction is induced in a variety of ways, including heat, peroxides, light, amines and transitional metal complexes. The free radical reaction pathway, brought about by heat, peroxides or irradiation, proceeds via the $\text{R}_3\text{Si}\cdot$ radical, which then adds to the double bond. This thus explains the anti-Markovnikov addition of Si-H to the double bond.



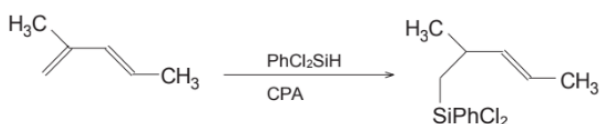
Electronegative groups on silicon help the reaction with a general reactivity sequence of $\text{Cl}_3\text{SiH} > \text{Cl}_2\text{MeSiH} > \text{Et}_2\text{SiH}_2 > \text{Et}_3\text{SiH}$. Some examples are:



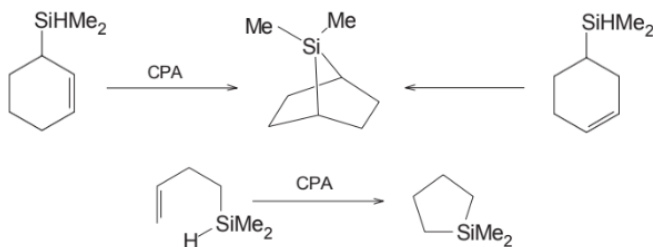
The most common catalyst used for hydrosilylations is chloroplatinic acid (CPA or Speier's catalyst).^{4a} It has the advantages of being effective at very low concentrations (10⁻⁵M or even less in certain cases), the avoidance of excessive heat to carry out the reaction and the ability to carry out the reaction in the absence of a solvent. It is also very tolerant of a range of organic functionality, including nitro, cyano, ester, amino, sulfonic esters, borate esters and even phosphine oxides, among others. As with the free radical induced hydrosilylations, the hydrosilylation with CPA occurs regioselectively to place the silicon on the terminal carbon. The reaction does not proceed well with internal olefins, in which cases olefin isomerization is often observed.



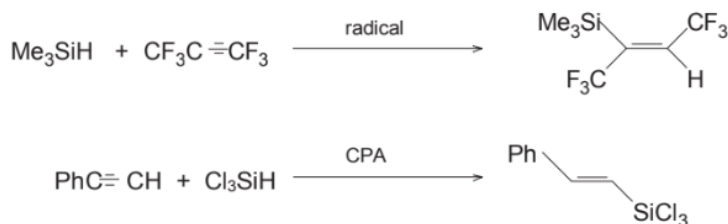
Terminal double bonds react preferentially over internal double bonds as evidenced from the hydrosilylation of the diene below



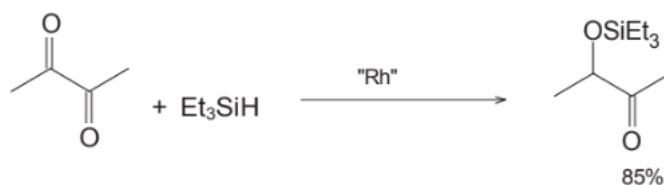
The reaction can be intramolecular.



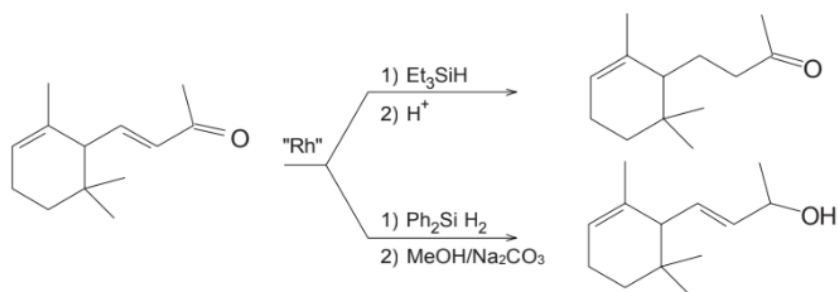
The hydrosilylation of alkynes is also possible with the addition being predominantly trans with free-radical catalysis and cis with the CPA. Alkynes are more reactive than olefins.



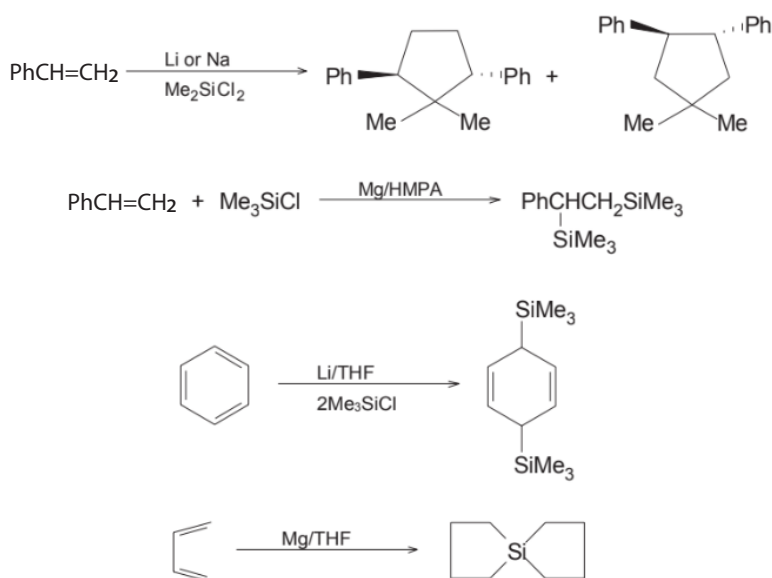
Carbonyls react with silanes in the presence of Wilkinson's catalyst ($(\text{Ph}_3\text{P})_3\text{RhCl}$) to give reductive-silylation. Triethylsilane is often used for these reactions due to its ease of handling.



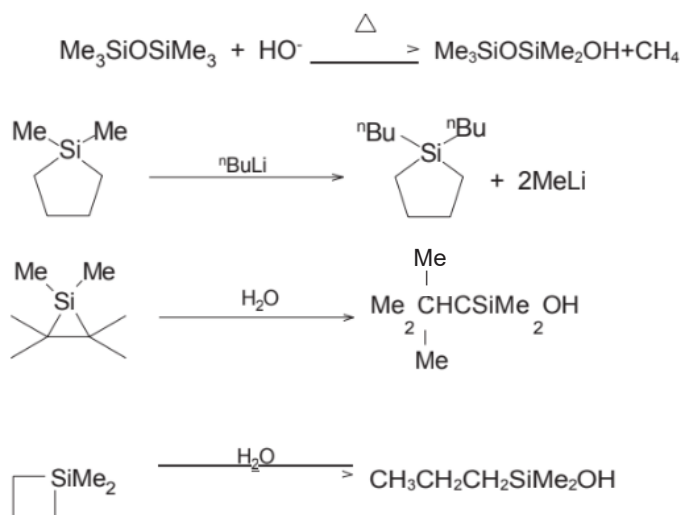
α,β -Unsaturated ketones react in a 1, 4 manner with R_3SiH , but in a 1, 2 manner with R_2SiH_2 or $RSiH_3$.



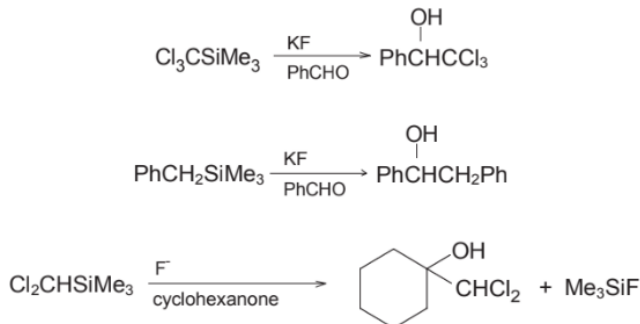
The reductive-silylation of conjugated systems provides another route to the silicon-carbon bond. Some examples are shown below. The reductive-silylation of styrene can lead to silacyclopentanes.



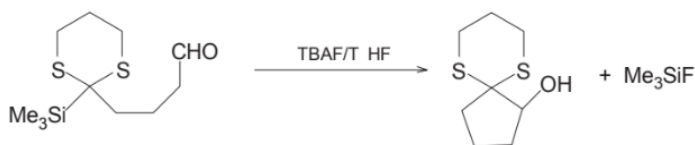
Nucleophilic cleavage of the silicon-carbon bond is possible, though it is in general a difficult process. The reaction is especially facile if the silicon is part of a strained ring or the carbon ligand represents a somewhat stable anion.



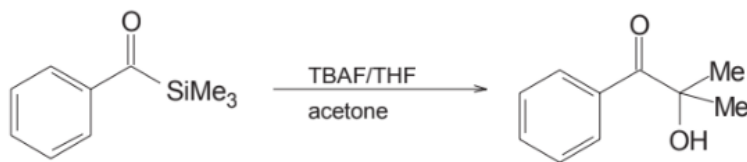
The reaction of certain alkylsilanes with fluoride ion gives rise to the corresponding anion. The reaction is particularly useful when carried out in the presence of our electrophile as the examples below show.



The reaction can be intramolecular as well:



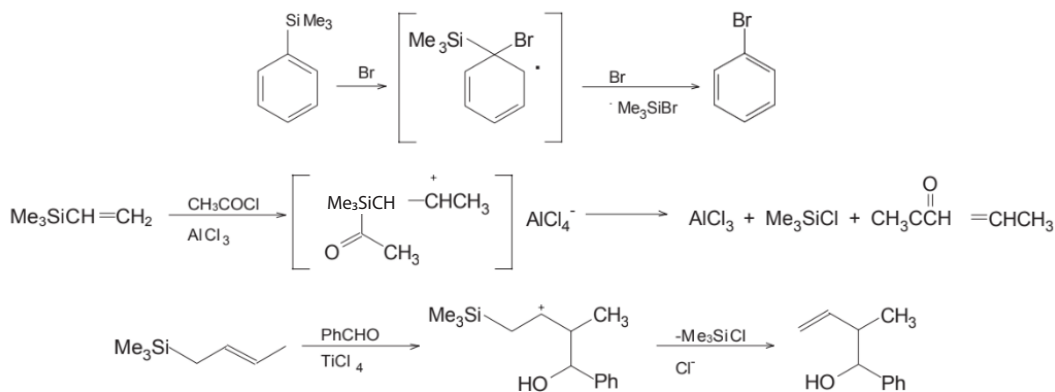
The reaction of acylsilanes with fluoride ion in the presence of a carbonyl provides the product of the acyl anion directly.



A more common reaction is the electrophilic cleavage of organosilanes. Alkylsilanes electrophilically cleave in the presence of Lewis acids.

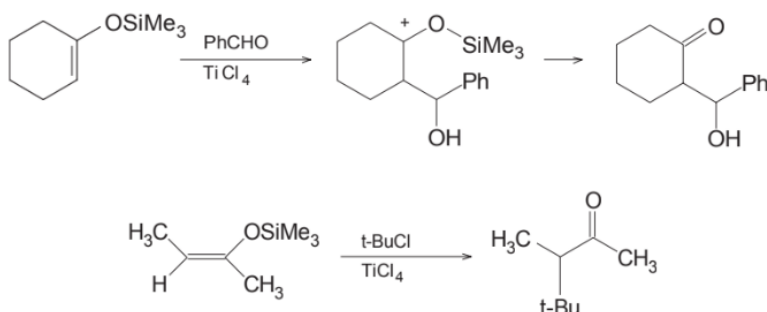


Due in large part to the fact that carbocations β to silicon are stabilized relative to their desilylated counterparts, the electrophilic cleavage of aryl-, vinyl- and allylsilanes are more rapid than others. Examples, together with the proposed intermediates, all of which involve a β -silyl carbocation, are

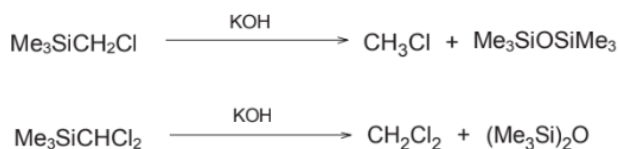


As can be seen this explains the regioselective replacement of the silyl group in aryl-, vinyl-, and allylsilanes as well as the double bond transposition in the cleavage of the allylsilanes.

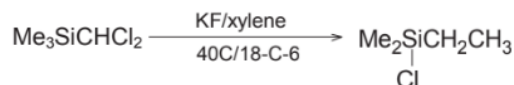
Enol silyl ethers undergo a similar reaction pathway to that of the allylsilanes. In this instance the carbocation is not only stabilized by the α -oxygen, but also by the presence of the β -silicon moiety. Enol silyl ethers are, in fact, excellent reagents for cross-aldol reactions and for electrophilic α -substitution of ketones and aldehydes, which complement the nucleophilic substitution via enolate chemistry.



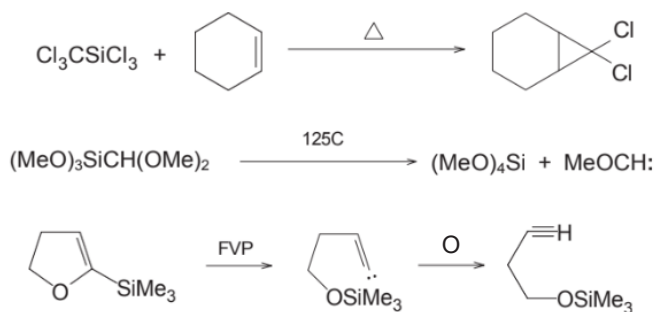
α -Substituted organosilanes are quite readily cleaved by nucleophiles. The better the leaving group, the easier the cleavage.



It has been shown that in the gas phase and under certain conditions in solution a migration of alkyl groups from silicon to an α -carbon occur.



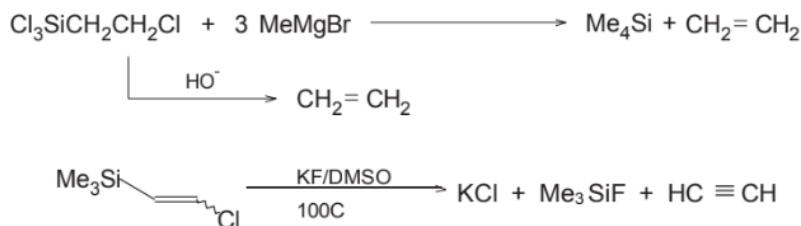
Thermally an α -elimination can occur giving rise to carbenes as seen from the examples below.



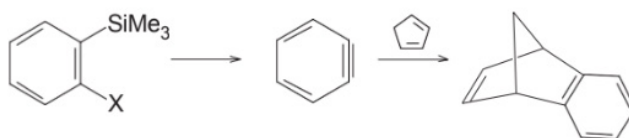
A dyotropic thermal rearrangement occurs with α -substituted organosilanes



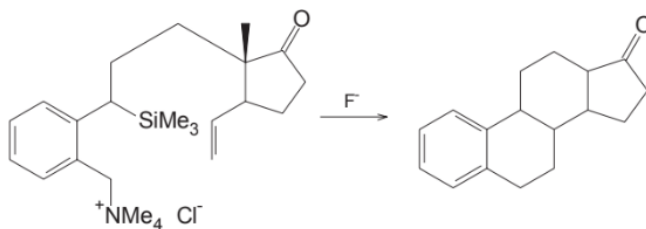
β -Functional organosilanes are particularly vulnerable to nucleophilic attack at silicon with concomitant loss of the β -functionality resulting ultimately in double bond formation.



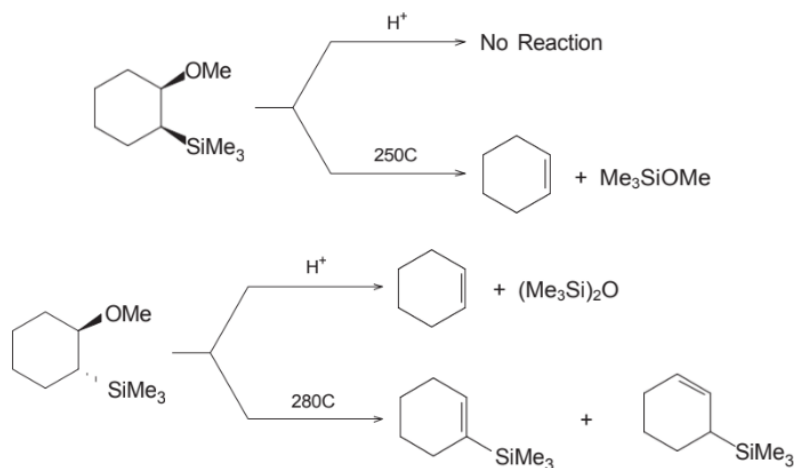
This approach has been used to generate benzyne.



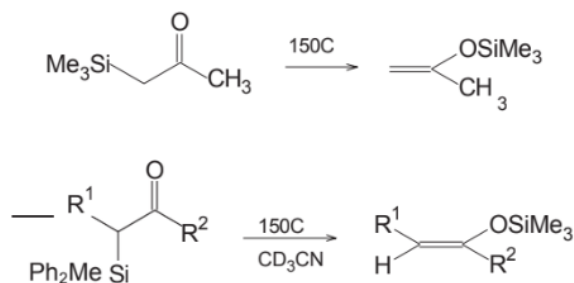
The benzylsilane below provides a vinylogous version of this same concept, applied here in the construction of the steroid skeleton.



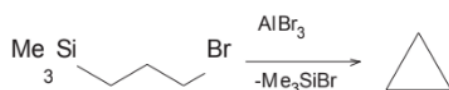
It has been shown that thermally the elimination of β -functional organosilanes is a first order process with strict stereochemical requirements for success. This can be seen from the examples shown below.



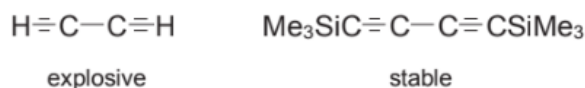
β -Carbonylsilanes thermally rearrange to the thermodynamically more stable enol silyl ethers. This fact has led to a regio- and stereospecific synthesis of the synthetically highly useful enol silyl ethers.



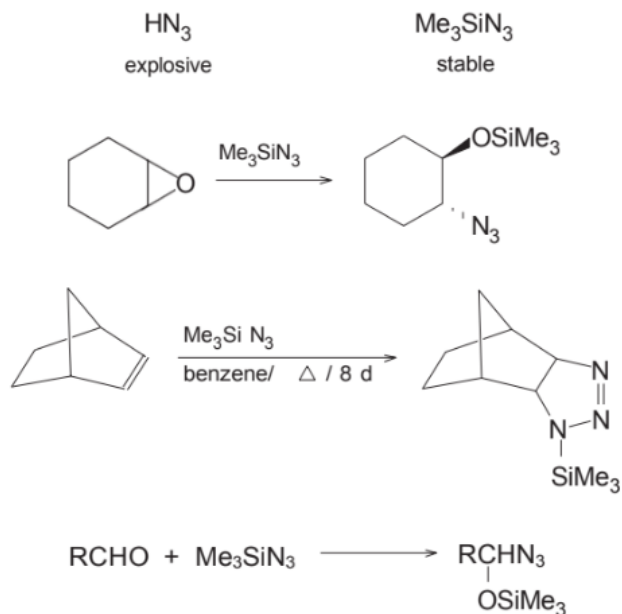
γ -Functional organosilanes undergo elimination to form cyclopropanes.



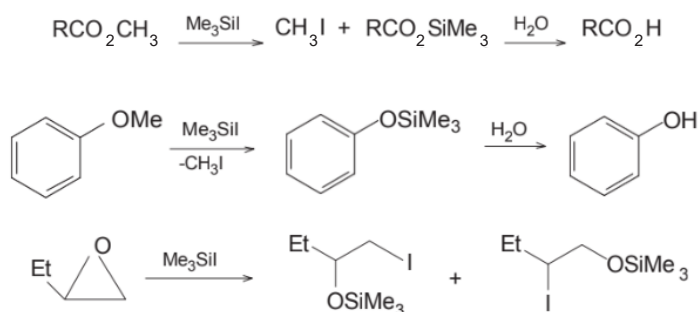
There are a number of applications wherein the organosilyl group is utilized as a large or otherwise special hydrogen atom. This is most commonly found in the protection of alcohols, acids, amines, thiols and the like. It is seen in the presence of enhanced stability in other systems as well. Terminal acetylenes are readily silylated and provide enhanced stability over their protonated precursors. The silyl group can be cleaved with alkali, cyanide ion or fluoride ion.



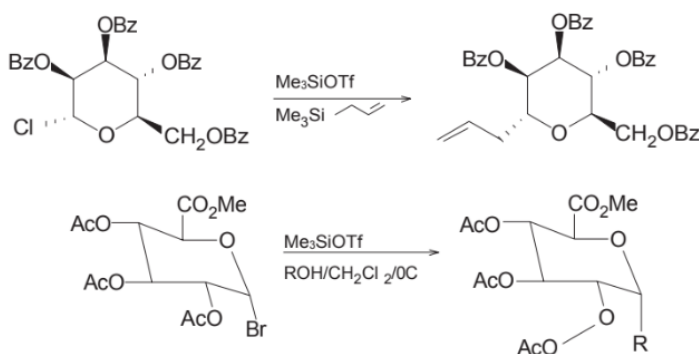
Diazomethane, well known for its explosive potential, becomes thermally stable when silylated.



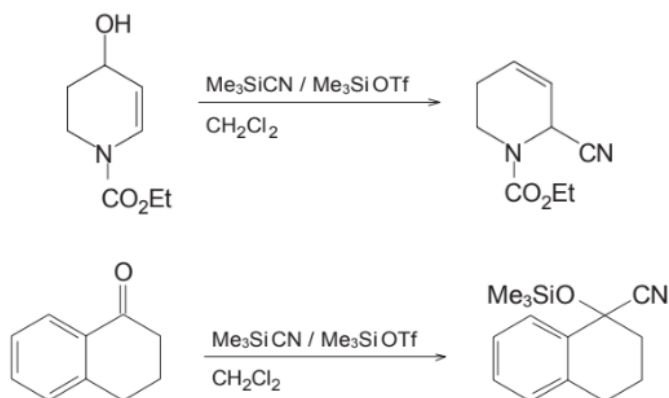
There exist a number of silylated reagents that are no more stable than the protonated species, but are in general more easily handled and more selective in their reactivity. Trimethylsilyl iodide has proven to be an excellent Lewis acid for selective cleavage of esters and ethers. These can be isolated as the trimethylsilyl protected species directly or hydrolyzed during workup.



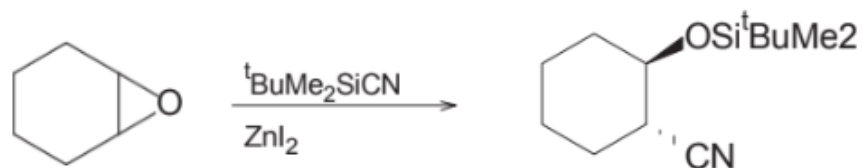
Trimethylsilyltrifluoromethane sulfonate (trimethylsilyl triflate) is proving to be a useful, easily handled and soluble Lewis acid in a number of applications.



Trimethylsilyl nitrile (cyanotrimethylsilane) provides a more easily managed alternative to that of hydrogen cyanide. It adds to aldehydes and ketones to provide the protected cyanohydrins.



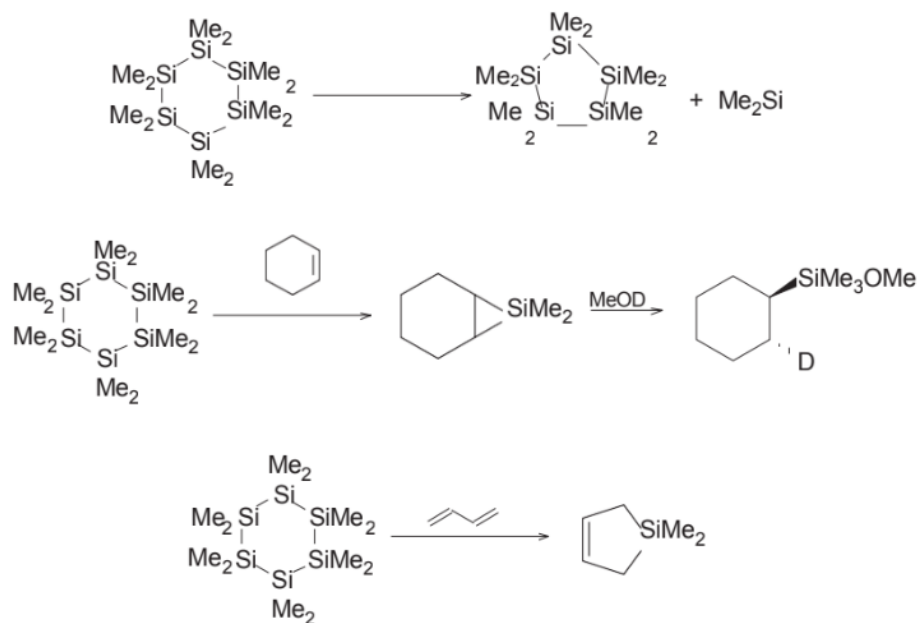
The tert-butyldimethylsilyl derivative has been shown to add to epoxides to give protected β -hydroxy isonitriles.



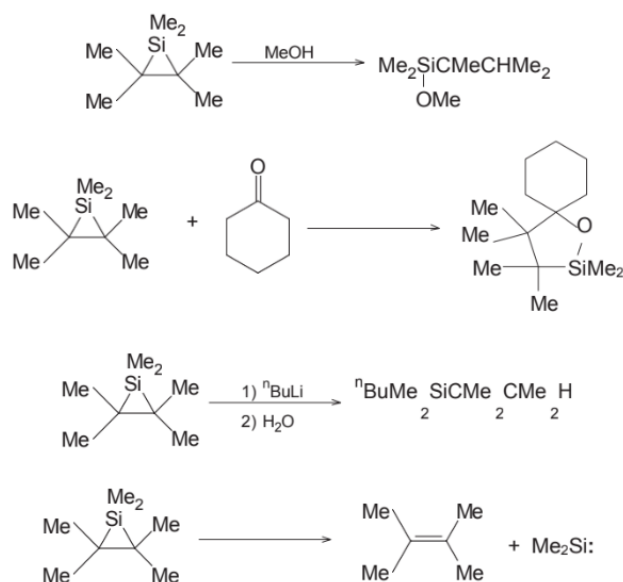
Significant strides have been made in the preparation, development and study of the chemistry of reactive organosilicon species. The organosilyl radical has long been known and studied.



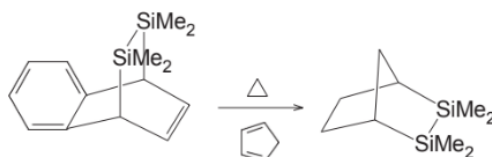
The divalent species, dimethylsilylene, is conveniently generated from photolysis of dodecamethylcyclohexasilane. This electrophilic species undergoes a variety of reactions.



Several silacyclopropanes have been prepared and studied, this despite several early failures and predictions that they could not exist due to the large size of the silicon atom. They are, understandably, reactive towards a number of reagents.



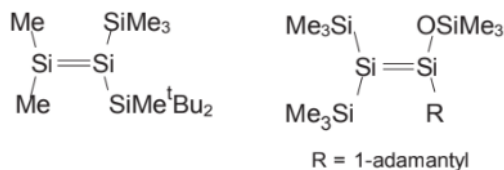
Transient disilenes have been prepared and trapped.



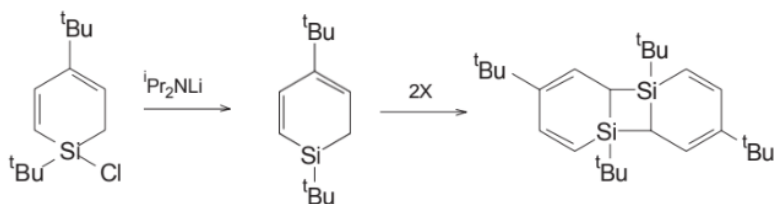
X-ray crystal structures have been determined for the sterically hindered, and therefore isolable, disilenes:



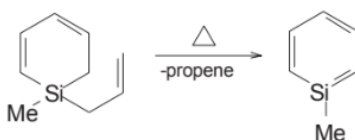
Though argued through the years, both correctly and incorrectly, as intermediates in a number of reactions of organosilanes, silenes ($\text{Si}=\text{C}$ species) of sufficient stability for isolation were prepared only recently. X-ray structures have been performed on the two silenes:



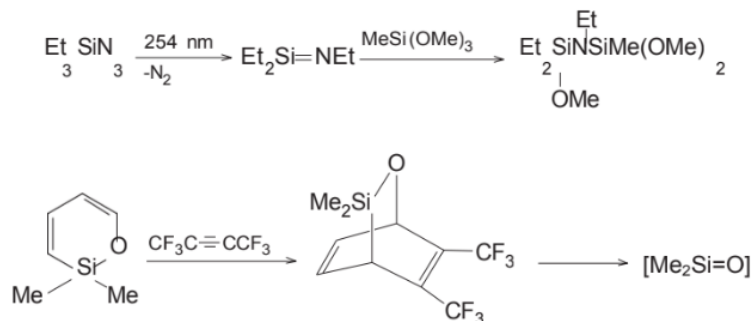
The first good indication of the existence of a silabenzene intermediate was obtained from the reaction:



A retro-ene reaction was successfully employed to prepare 1-silatoluene.



To date only transient species containing the Si=N and Si=O bonds have been reported. The inability to place only three (Si=N) or two (Si=O) sterically demanding groups, and thereby significantly reduce the kinetic instability of such species, makes the preparation of isolable species containing these interesting double bonded silicons a much more challenging endeavor.



Although it had been known for many years that the silenium ion was thermodynamically more stable than the carbenium ion (first ionization potentials are 187.9 and 259 kcal/mol, respectively) and that the silenium ion appeared as principle fragments in the mass spectra of organosilanes, their observation in solution escaped detection. This was correctly attributed to the fact that the organosilanes simply had lower energy alternate reaction pathways available that did not demand the intermediacy of a silenium ion. The first successful preparation of a silenium ion was based on the concept that in order to give stability to such a species it would be necessary to place ligands on the silicon which had filled 3p orbitals (as opposed to 2p orbitals) to successfully donate electrons back to the empty 3p orbital on silicon in the silenium ion. Thus tris(triisopropylmercapto) silane was deprotonated as shown to give the silenium ion:



This concept has more recently been employed for the preparation of the triphenylsilenium ion:



REFERENCES

1. Friedel, C.; Crafts, J. M., Ann., **1865**, 136, 203
2. A summary of this work is to be found in: Kipping, F. S. Proc. Roy. Soc. A, **1937**, 159, 139
3. Voorhoeve, R. J. H., "Organohalosilanes: Precursors to Silicones,": Elsevier, New York, **1967**
4.
 - a. Speier, J. L., "Homogeneous Catalysts of Hydrosilyation by Transition Metals," Advanced Organometal. Chem, **1979**, 17, 407
 - b. Lukevits, E. Y.; Voronkov, M. G., "Organic Insertion Reactions of Group IV Elements," Plenum Publ. New York, **1966**
 - c. Cundy, C. S.; Kingston, B. M.; Lappert, M. F. Advan. Organometal. Chem, **1973**, 11, 253

ADDITIONAL READING:

1. Weber, W. P., "Silicon Reagents for Organic Synthesis," Springer-Verlag, New York, 1983
2. Colvin, E., "Silicon in Organic Synthesis," Butterworths, Boston, **1981**
3. Pawlenko, S., "Organosilicon Chemistry," Walter de Gruyter, New York, **1986**.
4. Fleming, I., "Organosilicon Chemistry," in Comprehensive Organic Chemistry, **1979**, 3, 541. Barton, D. H. R.; Ollis, W. D.; Neville, J. D. Eds. Pergamon Press, Oxford
5. Annual surveys for organosilicon chemistry to be found in J. Organometal. Chem. Libr., Elsevier, New York, published since 1976.

SILANE BLOCKING AGENTS

Silyl groups have long been employed to derivatize and protect various substrates during chemical and synthetic sequences. Initial work involved derivatizing compounds by replacing active hydrogen atoms with silyl groups. These classic silylation reactions have not changed.^{1,2,3} The early utilization of silylation was in the area of analysis. The more volatile silyl derivatives of alcohols, carboxylic acids, phenols, amino acids, carbohydrates and amines could be analyzed through their retention times by gas chromatography. Later it was noted that silylation had great synthetic potential. Replacement of active hydrogens with silyl groups afforded products which were more chemically stable and would undergo subsequent chemical reactions at sites other than the silyl blocked one. Hydrolysis would then regenerate the unprotected functionality. A major factor contributing to the wide acceptance of silyl blocking groups is that both blocking and de-blocking reactions are high yield reactions and often quantitative. This has led to the introduction of a wide range of specialty blocking agents which have been designed for specific purposes such as selectivity, degree of reactivity for less reactive substrates, nature of silylation by product for sensitive substrates, and the stability of the blocked substrate toward other reagents.

Some of the more prominent silylating agents are discussed individually below. The accompanying table is a more comprehensive selection guide.

MONOFUNCTIONAL BLOCKING AGENTS

The Trimethylsilyl Group

The trimethylsilyl moiety is the most common blocking group employed today. It is used to derivatize an astounding number of organic and inorganic materials. The main application has been to block and protect hydroxyl groups in natural compounds.⁷ The trimethylsilyl group may be introduced into a substrate through a variety of reagents, the majority of which are listed below. It is readily removed through acidic or basic hydrolysis.

Trimethylchlorosilane (T2950)

A powerful silylation reagent, the byproduct of silylation is hydrochloric acid. It is commonly employed with substrates not affected by strong acidic byproducts such as phenols. It may also be used in conjunction with proton acceptors such as ammonia, triethylamine, pyridine and hexamethyldisilazane in solvents such as toluene, ether, hexane, methylene chloride and dimethylformamide. The use of proton acceptors permits silylation of acid-sensitive substrates such as amines and amides. It has also been employed to convert ketones and aldehydes to the corresponding silyl enol derivatives. Reaction of T2950 with metal salts of alcohols, carboxylic acids and thiols produces the trimethylsilyl blocked derivatives usually in good yield.

Hexamethyldisilazane (H7300)

The most commonly used reagent for silylation. Reaction with protic species such as alcohols, phenols, carboxylic acids, amino acids, carbohydrates, thiols and amines affords the silylated derivative and ammonia as a byproduct. Reactions are normally carried out by refluxing the substrate with excess H7300 until evolution of ammonia ceases. This material is particularly effective with alcohols and phenols. Addition of acid catalysts such as sulfuric acid (or ammonium sulfate) increases rate and degree of silylation. Trimethylchlorosilane (T2950) when combined with hexamethyldisilazane in an approximate weight ration of two parts H7300 to 1 part T2950 (1:1 molar ratio preferred) will rapidly and efficiently silylate three molar equivalents of substrate. The byproduct is ammonium chloride. Silylations involving H7300 are usually run without solvent.

Trimethylsilylamides

Bis(trimethylsilyl)acetamide (B2500) and bis(trimethylsilyl)trifluoroacetamide (B2570) are rapid and powerful trimethylsilylation reagents for alcohols, acids, amines, and thiols. Byproducts of silylation are neutral acetamides and can be employed for materials which are acid or base sensitive. B2570 is preferred when volatile, neutral byproduct (in this case N-(trimethylsilyl)trifluoroacetamide) is desired. It is advantageous when analysis by gas chromatography is employed.⁹ Silylations with B2500 and B2570 are typically conducted in solvents such as dimethylformamide and acetonitrile. The ability of B2500 to block reactive sites is further increased if T2950 is added to the silylation mixture.

Trimethylsilylamines

Trimethylsilylamines such as dimethylaminotrimethylsilane (D5400) block reactive sites of alcohols, amines, amino acids, amides and ureas with liberation of dimethylamine. The reactions are normally run at or near reflux with a slight excess of silylamine. Rate and degree of blocking of reactive sites are increased by the addition of acid catalysts such as ammonium sulfate or trichloroacetic acid.

Trimethylsilylimidazole (T3600) is a rapid and specific blocking agent for hydroxyl groups. It will silylate alcohols in the presence of amines without silylating the latter. It readily blocks hindered alcohols in steroids and is very effective in the total blocking of sugars. Rate and degree of reaction is enhanced by addition of T2950. Reactions are normally run neat but may be successfully carried out in solvents such as DMF, ether and toluene.

HINDERED MONOFUNCTIONAL BLOCKING GROUPS

Reagents of this type offer increased stability of the derivatized substrate due to steric factors. The larger substituent groups such as t-butyl, phenyl and isopropyl hinder attach at the silicon or silicon-derivatized atom and make the blocked substrate more stable toward hydrolytic, oxidative and reductive procedures which may be encountered in subsequent synthetic sequences.

t-Butyldimethylchlorosilane (B2790)

Because of the steric bulk of the t-butyldimethylsilyl group it is relatively stable against de-blocking in weakly acidic or basic media and mild oxidizing and reducing conditions.⁷ It is unaffected by hydrogenolysis over palladium and lithium aluminum hydride.⁸ Substrates blocked by the t-butyldimethylsilyl group are also stable against Grignard reagents.⁹ The stability of this blocking group has been a major factor in developing syntheses of prostaglandins, and it has found extensive use in terpenoid and carbohydrate chemistry. In addition to the foregoing, B2790 has been utilized in the protection of alcohols, amines, carboxylic acids, phenols and other substrates. Preparation of blocked intermediates is most satisfactorily achieved by reaction of the substrate with B2790 in the presence of a molar excess of imidazole using DMF as solvent. Removal of the t-butyldimethylsilyl group is readily accomplished through hydrolysis using acetic acid, acetic anhydride containing FeCl₃ or with tetrabutylammonium fluoride in THF.^{10, 11}

t-Butyldiphenylchlorosilane (B2805)

This reagent provides blocked derivatives having even greater stability than can be achieved employing B2790. This blocking agent is utilized where the highest is desired. Hydroxyl derivatives prepared utilizing B2805 are stable to 80% acetic acid (which cleaves t-butyldimethylsilyl derivatives), 50% aqueous trifluoroacetic acid-dioxane, hydrogenation over Pd, Grignard reagents and lithium aluminum hydride. Blocked derivatives are very resistant to hydrolysis and oxidation. Derivatization is efficiently carried out using a molar excess of imidazole in DMF solvent. Hydrolysis is effected with tetrabutylammonium fluoride in THF.

Triisopropylchlorosilane (T2885)

This material has found an application as a blocking group. It has been utilized to prepare blocked derivatives of hydroxy compounds. Derivatization of substrates is accomplished efficiently in DMF containing a slight molar excess of imidazole. Blocked intermediates exhibited acidic hydrolytic stability intermediate between that of a B2790 and B2805 derivatives. Greater stability was obtained with T2885 under basic conditions. With n-butyl alcohol as the substrate, the following half-life stabilities were recorded.¹⁸

Blocking Agent	CAT#	H+	OH-
t-Butyldimethylchlorosilane	B2790	< 1 min	1 h
Triisopropylchlorosilane	T2885	18 min	14 h
t-Butyldiphenylchlorosilane	B2805	244 min	< 14 h

* Deblocking is achieved by reaction with tetrabutylammonium fluoride in THF.

CYCLOSILYLATION

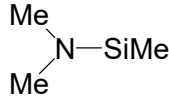
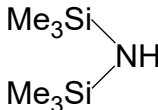
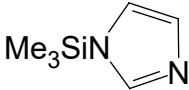
Difunctional blocking agents are available to selectively block primary amines, vic-diols or other suitable difunctional sites. This process is termed cyclosilylation. Cyclosilylation typically forms five-, six-, and seven-membered silicon-containing rings which are very stable to hydrolysis, oxidation and reduction. As an example, effective blocking agents for rigid molecules such as steroids, salicyclic, thiosalicyclic or anthranilic acids are dimethyldiacetoxysilane (D5490) and dimethyldimethoxysilane (D5600).^{13, 14}

A bifunctional blocking agent finding application in nucleoside and glycolipid chemistry is 1,3-dichloro-1,1,3,3-tetraisopropylidisiloxane (D4368). This protects the 3'- and 5'-hydroxy groups simultaneously, allowing separate protection of the 2'-position. The 3',5'-diprotected intermediates can be selectively deprotected at the 5'-position with dilute acid. Protection of primary amines with pKa's in the range of 10 – 11 has been successfully carried out through cyclosilylation with 1,1,4,4-tetramethyl-1,4-dichlorosilylethylene (T2015) in the presence of triethylamine.¹⁵ Blocked intermediates employing T2015 are typically prepared in yields of greater than 90% and are stable to oxidation, hydrolysis and Grignard reagents.

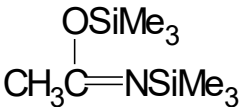
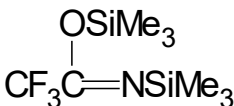
TRIMETHYLSILYL GROUP, ACIDIC BYPRODUCTS

Product	Applications	References
T2950 Trimethylchlorosilane Me_3SiCl	General reagent for most groups	1, 2, 3, 4

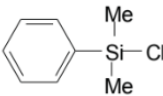
TRIMETHYLSILYL GROUP, BASIC BYPRODUCTS

Product	Applications	References	Chemical Structure
D5400 N,N-Dimethylaminotrimethylsilane	Employed where removal of the amine from the mixture is desired		
H7300 Hexamethyldisilazane	One of the most common silylating reagents applicable to alcohols, acids, amines, amides, and thiols. Finds widespread use in pharmaceutical manufacturing processes.	1, 2, 3	
T3600 N-Trimethylsilylimidazole	Protecting agent specific for hydroxyl groups. Reaction with acid chlorides affords acyl-imidazole derivatives.	16	

TRIMETHYLSILYL GROUP, BASIC BYPRODUCTS

Product	Applications	References	Chemical Structure
B2500 Bis(trimethylsilyl)acetamide	Versatile silylating reagent for amino-acids, amides, phenols, carboxylic acids, ureas, enols, imides, alcohols	5	
B2570 Bis(trimethylsilyl)trifluoroacetamide	More rapid silylation reagent than B2500. Byproducts are volatile. Suitable for carboxylic acids, alcohols, phenols, amides, and ureas	6	

STERICALLY HINDERED BLOCKING AGENTS

Product	Applications	References	Chemical Structure
T2520 Triethylchlorosilane	Has been used to protect allylic esters as silylketene acetal. More stable but less volatile derivatives than Me ₃ Si-	17	$\begin{array}{c} \text{Et} \\ \\ \text{Et}-\text{Si}-\text{Cl} \\ \\ \text{Et} \end{array}$
T2885 Triisopropylchlorosilane	For protection of alcohols. Yields derivatives with hydrolytic stability between that of t-butyldimethyl and t-butyldiphenyl derivatives. TIPS derivatives of 1° and 2° alcohols show different reactivity, allowing selective silylation/desilylation of multifunctional compounds. Very useful with nucleosides and nucleotides	12, 18	$\begin{array}{c} i\text{-Pr} \\ \\ i\text{-Pr}-\text{Si}-\text{Cl} \\ \\ i\text{-Pr} \end{array}$
P0160 Phenyldimethylchlorosilane	Sterically hindered protecting reagent. Derivatives are more stable to acidic and basic conditions than TMS ethers.		
B2790 t-Butyldimethylchlorosilane	Highly selective protecting reagent for hydroxyl groups based on steric hindrance. Derivative is stable to many reagents allowing other functional group transformations. Finds use in prostaglandin, steroid and nucleoside chemistry	7, 8, 9, 10, 11	$\begin{array}{c} \text{Me} \\ \\ \text{Me}_3\text{C}-\text{Si}-\text{Cl} \\ \\ \text{Me} \end{array}$

DIFUNCTIONAL BLOCKING AGENTS

Product	Applications	References	Chemical Structure
D5490 Dimethyldiacetoxysilane	For derivatizing corticosteroids	13, 14, 19	$\begin{array}{c} \text{Me} \quad \text{OCOCH}_3 \\ \diagdown \quad / \\ \text{Si} \\ / \quad \diagdown \\ \text{Me} \quad \text{OCOCH}_3 \end{array}$
D5600 Dimethyldiethoxysilane	Protection of vicinal hydroxyl groups	13, 14	$\begin{array}{c} \text{Me} \quad \text{OEt} \\ \diagdown \quad / \\ \text{Si} \\ / \quad \diagdown \\ \text{Me} \quad \text{OEt} \end{array}$
D4368 1,3-Dichlorotetraisopropylidisiloxane	A reagent for the simultaneous protection of the 3'- and 5'-hydroxy groups in nucleosides, allowing selective reaction at the 2'-position. It has also been utilized in the synthesis of glycolipids	20, 21, 22, 23	$\begin{array}{c} i\text{-Pr} \quad i\text{-Pr} \\ \quad \\ \text{Cl}-\text{Si}-\text{O}-\text{Si}-\text{Cl} \\ \quad \\ i\text{-Pr} \quad i\text{-Pr} \end{array}$
T2015 1,1,4,4-Tetramethyl-1,4-dichloro-disilethylene	Used to prepare derivatives of primary amines which are stable to strong bases and some oxidizing agents. Has been applied to amino acid synthesis	15	$\begin{array}{c} \text{Me} \quad \text{Me} \\ \quad \\ \text{ClSiCH}_2\text{CH}_2\text{SiCl} \\ \quad \\ \text{Me} \quad \text{Me} \end{array}$

REFERENCES

1. L. Birkofer and A. Ritter, "Newer Methods in Preparative Organic Chemistry," Volv. V. p.211, Academic Press, New Yor, NY 1968.
2. A. E. Pierce, "Silylation of Organic Compounds," Pierce Chemical Co., Rockford, Ill., 1968
3. J. F. Klebe, Acc. Chem. Res., (3) 299.
4. E. J. Corey, and B. B. Snider, J. Am. Chem. Soc., (94) 2549.
5. J. F. Klebe, H. Finkbeiner, and D. M. White, J. Am. Chem. Soc., (88) 3390.
6. M. G. Horning, E. A. Boucher, and A. M. Moss, J. Gas. Chromatog., (5) 297.
7. E. J. Corey and A. Ventakeswarlu, J. Am. Chem. Soc., (94) 6190.
8. J. A. Marshall and R. D. Peveler, Synth. Commun., (3) 167.
9. G. D. Prestwich and J. N. Labowitz, J. Org. Chem., (96) 7103.
10. B. Ganem and V. R. Small, J. Org. Chem., (39) 3728.
11. K. K. Ogilvie and D. J. Iwacha, Tetrahedron Lett., 317.
12. R. F. Cunico and L. Bedell, J. Org. Chem., (45) 4797.
13. R. W. Kelly, Tetrahedron Lett., 967. 29
14. M. Wieber and M. Schmidt, Chem. Ber., (96) 1561.
15. T. L. Guggenheim, Tetrahedron Lett., 1253.
16. S. Torkelson and C. Ainsworth, Synthesis, 722.
17. W. C. Still and M. J. Schneider, J. Am. Chem. Soc., (99) 948.
18. K. K. Ogilvie, et al, Tetrahedron Lett., 2861, 2865
19. R. W. Kelly, J. Chromatog. (43) 229.
20. W. T. Markiewicz and M. Wienwiorowski, Nucleic Acids Res., (4) 185.
21. M. J. Robins and J. S. Wilson, J. Am. Chem. Soc., (103) 932.
22. K. Pankiewicz, A. Matsuda and K. A. Watanabe, J. Org. Chem., (47) 485.
23. S. A. A. Van Boeckel and J. H. Van Bloom, Chem. Lett., 581.

INFRARED ANALYSIS OF ORGANOSILICON COMPOUNDS: SPECTRA-STRUCTURE CORRELATIONS

The infrared spectrum reveals vibrations of atoms in molecules. The beauty of the spectrum is the close and accessible relationship between infrared bands and molecular structure. Certain groups of atoms have characteristic vibration frequencies which persist in different compounds. These groups, like Si-OCH₃, C=O, Si-CH=CH₂, BF₄⁻, are the very kind of functional groups chemists are interested in. This is why infrared spectroscopy is an indispensable tool for organosilicon research.

The positions of infrared bands characteristic of some organosilicon groups are shown in the following table. Ideally, these correlations should be used for liquids or solutions. Infrared band positions for a crystalline solid often show shifts and splitting when compared with band positions of the sample in the liquid state. However, non-crystalline solids (amorphous polymers, glasses) tend to have infrared spectra that are similar to their solution spectra. These spectra-structure correlations are the result of work by many investigators. Major contributions have been made by A. Lee Smith and his colleagues at Dow Corning Corporation. In addition to previously-published data, we have included some correlations based on our own experience in the analysis of organosilicon compounds. There is increasing interest in carbon-containing silicon compounds as precursors of high-performance ceramics. Accordingly, the table gives data on the infrared bands of some silicon-containing ceramics.

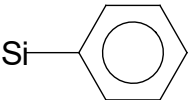
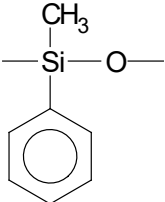
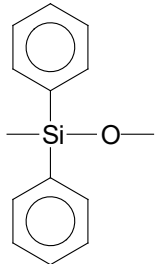
This table presents empirical correlations between spectra and structure. The table does not show the types of vibrations (stretching, bending, rocking, etc.) that give rise to the infrared bands. Empirical correlations can guide the chemist who is using infrared to follow the course of a reaction, to analyze a commercial product, or to identify an unknown. The correlations become even more useful if the chemist learns the vibrational origins of the bands. The chemist then will be in a better position to anticipate interferences by other groups. Knowledge of the vibrational origins also will help the chemist to understand shifts in a group frequency caused by strain in a bond, coupling of vibrations, or change in the electronegativity of neighboring atoms.

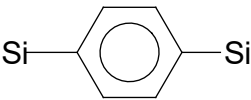
The references list three excellent reviews of spectra-structure correlations for organosilicon compounds. Each review contains some discussion of the molecular vibrations associated with the infrared bands. The reviews also offer a quick way to locate the original literature for many of the correlations.


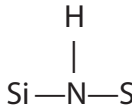
REFERENCES:


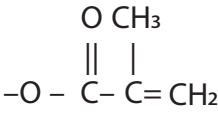
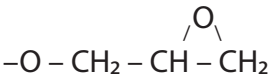
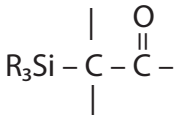
D. R. Anderson in "The Analytical Chemistry of Silicones," A. Lee Smith, editor, Wiley-Interscience, New York, 1991, Chapter 10
L. J. Bellamy, "The Infra-red Spectra of Complex Molecules," 3rd ed., Chapman and Hall, London, 1975, Chapter 20
A. Lee Smith, Spectrochim. Acta, **16**, 87 (1960).

Group	Frequency in cm ⁻¹	Comments
Si-CH₃ In polysiloxanes	1275-1245, 865-750	The Si-CH ₃ group is easily recognized by a strong, sharp band at about 1260 cm ⁻¹ together with one or more strong bands in the range 865-750 cm ⁻¹ . Some (CH ₃) ₂ Si- compounds show a 1250 cm ⁻¹ band split into two components with the weaker component often appearing as a shoulder on the high-frequency side of the band. Blocks of dimethyl D units show a relatively weak band at 860 cm ⁻¹ . In many copolymers containing dimethyl D units (random or alternating, not block), the 860 cm ⁻¹ band shifts to 845 cm ⁻¹ and becomes stronger.
$\begin{array}{c} \text{CH}_3 \\ \\ \text{H}_3\text{C}-\text{Si}-\text{O}- \\ \\ \text{CH}_3 \end{array}$	(M) 1250, 840, 755	
$\begin{array}{c} \text{CH}_3 \\ \\ -\text{Si}-\text{O}- \\ \\ \text{CH}_3 \end{array}$	(D) 1260, 860 (weak), 800	
$\begin{array}{c} \text{O} \\ \\ \text{H}_3\text{C}-\text{Si}-\text{O}- \\ \\ \text{O} \end{array}$	(T) 1270, 780-760	

Group	Frequency in cm ⁻¹	Comments
Si-CH ₂ CH ₃	1250–1220, 1020–1000, 975–945	The 1250–1220 cm ⁻¹ Si-CH ₂ – band is much weaker than the analogous 1260 cm ⁻¹ Si-CH ₃ band.
Si-CH ₂ (CH ₂) _x CH ₃	1220–1170	As the alkyl group becomes longer, the Si-CH ₂ – band moves to lower frequency: <i>n</i> -propyl, 1220–1200 cm ⁻¹ ; <i>n</i> -butyl, 1200–1190 cm ⁻¹ ; longer chains, 1190–1170 cm ⁻¹ .
Si-CH=CH ₂	1600, 1410, ca. 1010, ca. 960	If other alkenyl groups and aryl groups are absent, C–H bands at 3060 and 3020 cm ⁻¹ help to identify Si-CH=CH ₂ .
Si-CH ₂ -CH=CH ₂	1640–1630, 1190–1140, 990, 930 (appears as shoulder in some compounds), 920–980.	The isomeric group, Si-CH=CH-CH ₃ , shows a different pattern with a strong band at 970 cm ⁻¹ due to <i>trans</i> -CH=CH-.
 In polysiloxanes:  	1600–1590, 1430, 1130–1110, 1030, 1000, 760–710, 700–690 730, 700 intensities approx. equal 740, 720, 700 intensities increase as frequency of band decreases	The 1430 cm ⁻¹ band is so narrow that its intensity in a recorded spectrum is greatly influenced by the resolution of the spectrometer and the scanning speed. When two phenyl groups are attached to silicon, the strong 1120 cm ⁻¹ band usually is split into a doublet. The 1030 and 1000 cm ⁻¹ bands, normally weak, become much stronger in cyclo-trisiloxanes. Specific Si-phenyl compounds often can be identified by the pattern in the range 760–690 cm ⁻¹ , where there is a strong band at 700–690 and one to three weak, medium, or strong bands in the region 760–710 cm ⁻¹ .
Si-O-Si	1130–1000	Siloxanes show one or more very strong infrared bands in the region 1130–1000 cm ⁻¹ . Disiloxanes and small-ring cyclosiloxanes show a single Si-O-Si band. As the siloxane chains become longer or branched, the Si-O-Si absorption becomes broader and more complex, showing two or more overlapping bands
R ₃ SiOSiR ₃ Disiloxanes	1080 – 1040	Some unusual shifts in the disiloxane band: Cl ₃ SiOSiCl ₃ , 1115 cm ⁻¹ (inductive effect); (CH ₃) ₂ SiOSi(CH ₃) ₂ CH ₂ CH ₂ , 920 cm ⁻¹ (strained ring)

Group	Frequency in cm ⁻¹	Comments
[R ₂ SiO] ₃ Cyclic trimers	1080–1010	Cyclic trimers, tetramers, and pentamers have a single Si–O–Si band. As the ring becomes larger (D ₆ , D ₇ , etc.), the Si–O–Si band gradually widens and splits
[R ₂ SiO] ₄₋₅ Cyclic tetramers and pentamers	1090–1075	
[(CH ₃) ₂ SiO] _x poly(dimethylsiloxane)	1090, 1020	Long chains of dimethyl D units show two very strong, distinct bands of about equal intensity at 1090 and 1020 cm ⁻¹ .
[RSiO _{1.5}] 8, 10, or 12	1130–1115	
[RSiO _{1.5}] _x	1160–1000	Polysiloxanes made up of T units, [RSiO _{1.5}] _x , often show a broad, structureless absorption covering the entire region 1160–1000 cm ⁻¹ . In other preparations of all T-polymers, there are two distinct bands– one at about 1130 cm ⁻¹ , the other at about 1040 cm ⁻¹
Si–CH ₂ –Si	1080–1040	The disilylmethylene band is strong and sharp. The sharpness helps distinguish it from Si–O–Si bands.
Si–CH ₂ CH ₂ –Si	1180–1120	This is a strong sharp band. Caution: The band does not appear in this range when the disilyl-ethylene group is part of a strained ring.
	1135	Compounds containing the p-substituted silphenylene group show a strong, sharp band at 1135 cm ⁻¹
Si–H	2280–2080, 950–800	The Si–H group is readily identified by a strong band in the range 2280–2080 cm ⁻¹ . There usually is no interference from other bands in this part of the spectrum. The exact position of the 2280–2080 band is very sensitive to the electro-negativity of the groups attached to the silicon.
S–H In amorphous silicon	2150–2000	Si–H bands at three or more frequencies in the range 2150–2000 cm ⁻¹ have been found in amorphous silicon (a-Si). There still is some uncertainty about the correlations between these band positions and the nature of the other groups on the Si atom.
Si–F	1030–820	SiF ₂ and SiF ₃ compounds usually show two bands in this range

Group	Frequency in cm ⁻¹	Comments
Si-Cl	625–425	SiCl ₂ and SiCl ₃ compounds show two or three bands in this range.
Si-OH	3690 (free OH), 3400–3200 (hydrogen-bonded OH), 950 – 810	Isolated Si-OH groups on silica show a sharp band at 3750 cm ⁻¹ [R. S. McDonald, J. Phys. Chem., 62 , 1168 (1958)]. Free silanol groups in organosilicon compounds show a sharp band at about 3690 cm ⁻¹ . Aryl silanols show slightly lower frequencies than alkyl silanols. Two ways to tell the difference between Si-OH and C-OH: The free Si-OH band at 3690 cm ⁻¹ is at a significantly higher frequency than the free C-OH band. Si-OH compounds show absorption, often a single broad band, in the range 950–810 cm ⁻¹ .
Si-O-Metal	1000–900	Silanolates show a strong band in the range 1000–900 cm ⁻¹ . Si-O-Ti compounds show a strong band at ca. 925 cm ⁻¹ .
Si-OR Si-OCH ₃ Si-OCH ₂ CH ₂ Si-OCH ₂ CH ₂ CH ₃ Si – OCH(CH ₃) ₂	1110–1000 2840 (sharp), 1190, 1100–1080 (strong) 1170–1160, 1100 and 1075 (strong doublet), 970–940 1155 (weak), 1100 and 1085 (strong doublet), 1020 1385 and 1370 (sharp, well-defined doublet), 1175, 1140–1110, 1055–1030 (strongest band in set), 890	Si-alkoxy compounds have one or more strong bands in the 1110–1000 cm ⁻¹ range. If siloxane is present in a sample, the 1110–1000 cm ⁻¹ band is apt to be masked by strong Si-O-Si absorption. In such cases, the alkoxy group often can be identified by using other bands.
Si-O- 	1240, 975	The phenoxy group attached to silicon has strong bands at about 1240 and 975 cm ⁻¹ .
Si-O-C(=O)-CH ₃	1770–1725, 1370, 1260–1195, 1050–1000, 970–925	Two of these bands are sensitive to the number of acetoxy groups attached to a silicon atom. The correlations are not perfect, but here are the tendencies: In the interval 1770–1725 cm ⁻¹ , as the number of acetoxy groups increases, the band shifts to higher frequency. In the interval 1260–1195 cm ⁻¹ , as the number of acetoxy groups increases, the band shifts to lower frequency.
Si-NH ₂	3500–3390 (NH ₂ , doublet in this interval), 1550–1540, 3390	
	(NH, single band), 1200–1150, 950–920	Tris(trimethylsilyl)amine (also called nonamethyl-trisilazane, “NMTS”) has a strong Si-N-Si band at 915 cm ⁻¹ .

Group	Frequency in cm ⁻¹	Comments
Si-N ₃	2180–2120	Compounds containing the azide group attached to silicon have a strong N=N=N band in the interval 2180–2120 cm ⁻¹ . See W. R. Peterson, Reviews on Silicon, Germanium, Tin and Lead compounds, 1 , 193 (1974).
Si-N=C=O	2280	Trimethylsilylisocyanate has a very strong N=C=O band at 2280 cm ⁻¹ . This band position is close to the high-frequency end of the range 2275 – 2250 cm ⁻¹ for N=C=O attached to carbon.
Si-CH ₂ CH ₂ CF ₃	1210, 1130, 1070, 1020, 900	The 1210 cm ⁻¹ band is the strongest one of the set.
Si-CH ₂ Cl	1395, 1180	
	1580, 1485, 1380, 1090, 1015, 810	These are strong, narrow bands.
(RO ₃)Si-(CH ₂) ₃ X Where X is -Cl -C≡N -NH ₂ -SH  	1310, 910, 860 2245 (C≡N), 1190–1175 3370 and 3290 (NH ₂ , weak doublet), 1595 (broad, weak) 2560 (S-H, weak) 1720 (C=O), 1640 (C=C) 3045 (C-H of three membered ring, weak), 1250	Silanes having this general formula, where X is a reactive group, are used as coupling agents. For some of the silanes, the infrared spectrum is dominated by bands of the (RO) ₃ Si- part of the structure, and bands due to the reactive group are not obvious. In such cases, it often is a good idea to hydrolyze the trialkoxysilanes to the resin, [O _{1.5} SiCH ₂ CH ₂ CH ₂ X] _n , and to record the infrared spectrum of the resin. This eliminates the many bands due to Si-OR and replaces them with one or two broad Si-O-Si bands. When 3-amino-propyl compounds are hydrolyzed in the air, the NH ₂ group reacts with carbon dioxide and water, and one gets a resin containing -NH ⁺ HCO ₃ ⁻ [see S. R. Culler, H. Ishida, and J. K. Koenig, Appl. Spectrosc., 3 , 38, 1 (1984)]. This salt structure is characterized by the following bands: 3400–2000 (several broad bands), 1640 (shoulder), 1575 (strong), 1480 cm ⁻¹ (strong).
	1725–1660	In compounds having a carbonyl group β to silicon, the C=O frequency is 10–20 cm ⁻¹ lower than that of the carbon analog. This is attributed to the inductive effect of the R ₃ SiC- group. [see G. L. Larson, D. Hernandez, I. Montes de Lopez-Cepero and L. E. Torres, J. Org. Chem., 50 , 5260 (1985) and references therein for examples of these kinds of molecules]

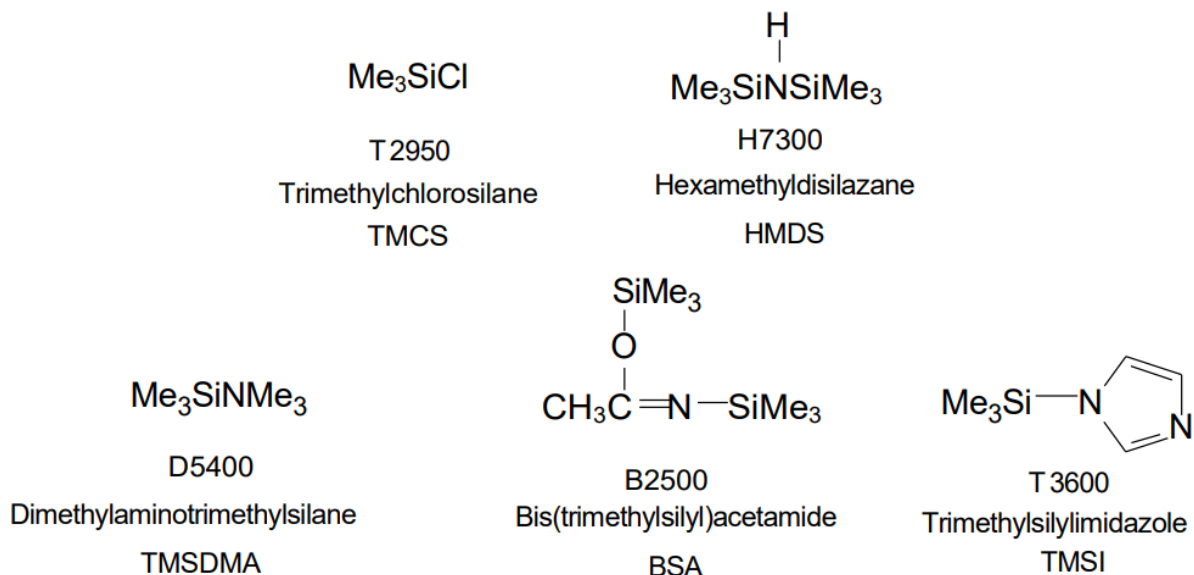
Group	Frequency in cm ⁻¹	Comments
Si = C (silenes)	ca. 1000	(CH ₃)HSi=CH ₂ , stable at 35°K in argon matrix, has a strong band at 989 cm ⁻¹ due to Si=C stretch (see C. A. Arrington et al., J. Am. Chem. Soc. 106, 525 (1984); and G. Raabe et al., J. Am. Chem. Soc. 108, 671 (1986). Solid silenes of the type [(CH ₃) ₃ Si] ₂ Si=C[OSi(CH ₃) ₃]R, where R is the bulky group, are stable at room temperature in the absence of air. These silenes show a strong band at 1135–1130 cm ⁻¹ probably due to the Si–O–C stretch in the Si–O–C=Si group (see A. G. Brook et al., J. Am. Chem. Soc. 104 , 5667 (1982).
CERAMICS: Silicon carbide Silicon nitride Silicon dioxide	ca. 800 ca. 840 ca. 1100	<p>Silicon carbide occurs in a bewildering number of crystal modifications. It also occurs as amorphous material (a-SiC). We do not have detailed spectra-structure correlations for these forms. We expect that the different forms will have small differences in their infrared spectra, but that all forms of SiC will show strong absorption at or near 800 cm⁻¹.</p> <p>Amorphous Si₃N₄ has a strong absorption band at ca. 840 cm⁻¹.</p> <p>All forms of SiO₂ show a strong band at 1110 – 1080 cm⁻¹. In addition to this strong band, there are other bands that help to identify the kind of SiO₂: <i>α-quartz</i> (a crystal form of SiO₂) – 1170 (sharp band on the slope of the strong 1080 band), 800 and 780 (well-defined, sharp doublet), and 695 cm⁻¹.</p> <p><i>Crystobalite</i> (another crystal form) – 1200 (a narrow shoulder or “step”), 795, and 620 cm⁻¹. <i>Amorphous silica</i> (includes silica gel, silica glass, “fused quartz”, precipitated silica and fumed silica) – ca. 1220 (a very broad shoulder) and 810 – 800 cm⁻¹. The 810 – 800 cm⁻¹ absorption of amorphous silica is broader and weaker than the 800 cm⁻¹ region bands of <i>α-quartz</i> and <i>cristobalite</i>.</p>

TECHNIQUES FOR SILYLATION

Silylation is the replacement of an active hydrogen of a protic material with a substituted silicon atom. There are two general categories of silylation. Well-defined molecular species can be modified with silyl groups for the purpose of producing blocked intermediates or producing volatile derivatives for analysis by gas chromatography. Macromolecular structures may be modified with functional silane groups to impart specific surface properties to the macromolecule, e.g. wettability, surface energy, partition parameters, orientation, covalent reactivity, and surface potential. The purpose of this presentation is to provide examples of silylation techniques.

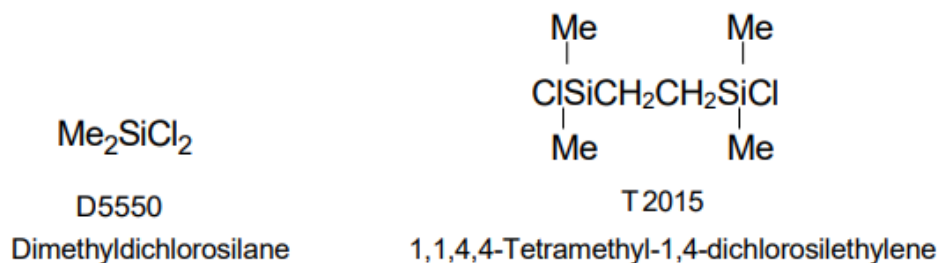
SILYLATION OF MOLECULAR SPECIES FOR DERIVATIZATION OR BLOCKED INTERMEDIATES

The most widely used silylation agents employ the trimethylsilyl group $\text{Me}_3\text{Si}-$. The hydromethyl-silyl group $\text{Me}_2\text{HSi}-$ may be used for increased volatility but is less stable and more susceptible to hydrolysis. Increased hydrolytic stability is available with bulkier silyl groups such as phenyldimethylsilyl, t-butyldimethylsilyl and triisopropyl groups. Sensitivity to electron capture techniques may be introduced with chlorodimethylsilyl, or pentafluorophenyldimethylsilyl groups. For industrial scale synthesis, difunctional dimethylsilyl groups offer economic incentive in protecting two molecules simultaneously. Di-functional materials are also employed for silylation of vicinal hydroxyl groups. Silylation reagents are selected by a number of factors: specificity, donor strength, byproducts and cost. The most widely used are the trimethylsilyl reagents:



A number of other trimethylsilyl donor reagents are available, but their utility is not as generally recognized. The range of donor reagents for other silyl groups is generally more limited, but analogous to trimethylsilyl reagents.

Difunctional blocking agents include the following materials.



With the exception of basic proton acceptors, solvents used for silylation reactions must be aprotic. If used in analysis or microchemical reactions, they should be dried before use. In most cases allowing the solvent to stand over 3A molecular sieves is adequate. Typical solvents are dimethylformamide, hexane, acetonitrile, tetrahydrofuran, and toluene. When basic proton acceptor solvents are desired, pyridine and triethylamine are preferred.

CHLOROSILANES/BASE – Silylation of most protic compounds can be effected by dissolving the compound in an appropriate solvent with a 20% molar excess of base. Preferred bases are triethylamine, pyridine, and tributylamine. If the reaction is to be run with t-butyldimethylchlorosilane (B2790) instead of trimethylchlorosilane, imidazole is the preferred base. Trimethylchlorosilane is then added at a moderate rate, again in 20% molar excess. In most instances exotherm is minimal, but care should be taken with initial reactions to observe heating during addition. Most reactions are completed at room temperature, but a two hour reflux may be necessary. Amides and enol ethers may be silylated by this method, but the base is employed as the solvent in a minimum of 4 – 5 times mole ratio followed by a 6 – 8 hour reflux. While a good general technique, disadvantages of this method are the corrosive chlorosilane and filtration required, and possible difficulties in purification.

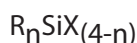
HEXAMETHYLDISILAZANE (HMDS) – HMDS may be used directly with alcohols, phenols, amines and carboxylic acids. It is added to the compound to be derivatized as a 0.6 molar equivalent and utilized neat or with an appropriate solvent. The reaction proceeds at room temperature with most primary and secondary alcohols. Other compounds may require refluxing for up to 8 hours. Completion can be judged by halt of ammonia evolution. Silylation of less reactive groups may be facilitated by the addition of a few drops of H₂SO₄, 2 – 3% ammonium sulfate or better, 10% trimethylchlorosilane.

SILYLAMINES – Silylamines are used for silylation of alcohols, amines, amino acids, amides and ureas. Dimethylaminotrimethylsilane is particularly useful for amino acid hydrochlorides, converting them directly to silylated amino acids with dimethylamine hydrochloride byproduct. Trimethylsilylimidazole is extremely active in silylation of carbohydrate hydroxyl groups. TMSI reactivity can be considered analogous to the amides. The general procedure for the silylamines yield volatile byproducts, imidazole is precipitated in TMSI reactions.

SILYLAMIDES – Silylamides are the most powerful silylation reagents employed in derivatization for analysis. They include BSA, BSU, and TDPU. BSA is an excellent solvent and may be used neat for many reactions. In general, a slight molar excess of the silylamide is dissolved in 3 – 4 fold volume of solvent. Reactions are generally complete in 5 minutes at 65 – 70°C. Most reactions will proceed in 20 – 30 minutes at room temperature. Progress can usually be followed by dissolution of the material to be derivatized followed by precipitation of free amide. Potentiation of the silylamides with 10% trimethylchlorosilanes results in systems strong enough to convert ketones to silyl ethers.

SILANE COUPLING AGENT CHEMISTRY

The general formula of an organosilane shows two classes of functionality.



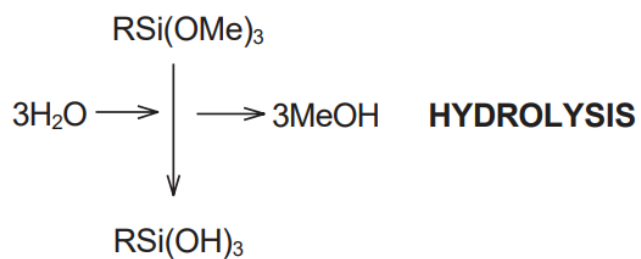
The X functional group is involved in the reaction with the inorganic substrate. The bond between X and the silicon atom in coupling agents is replaced by a bond between the inorganic substrate and the silicon atom. X is a hydrolyzable group, typically, alkoxy, acyloxy, amine, or chlorine. The most common alkoxy groups are methoxy and ethoxy, which give methanol and ethanol as byproducts during coupling reactions. Since chlorosilanes generate hydrogen chloride as a byproduct during coupling reactions, they are generally utilized less than alkoxy silanes.

R is a nonhydrolyzable organic radical that possesses a functionality which enables the coupling agent to bond with organic resins and polymers. Most of the widely used organosilanes have one organic substituent.

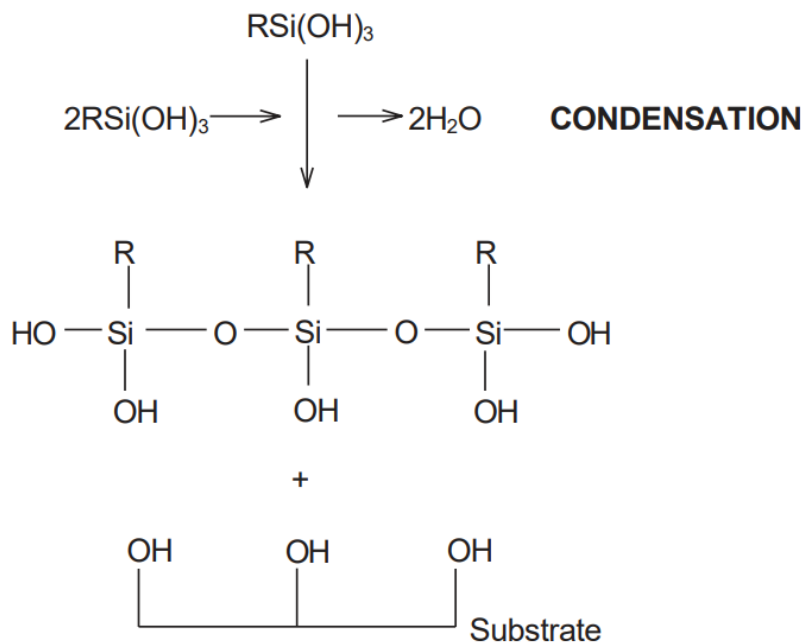
In most cases the silane is subjected to hydrolysis prior to the surface treatment. Following hydrolysis, a reactive silanol group is formed, which can condense with other silanol groups, for example, those on the surface of siliceous fillers, to form siloxane linkages. Stable condensation products are also formed with other oxides such as those of aluminum, zirconium, tin, titanium, and nickel. Less stable bonds are formed with oxides of boron, iron, and carbon. Alkali metal oxides and carbonates do not form stable bonds with Si – O –.

Water for hydrolysis may come from several sources. It may be added, it may be present on the substrate surface or it may come from the atmosphere. Water for hydrolysis may also be generated in situ by dissolving chlorosilanes in excess alcohol. Reaction with alcohol produces alkoxy silanes and HCl, which can react with additional alcohol to form an alkyl halide and water.

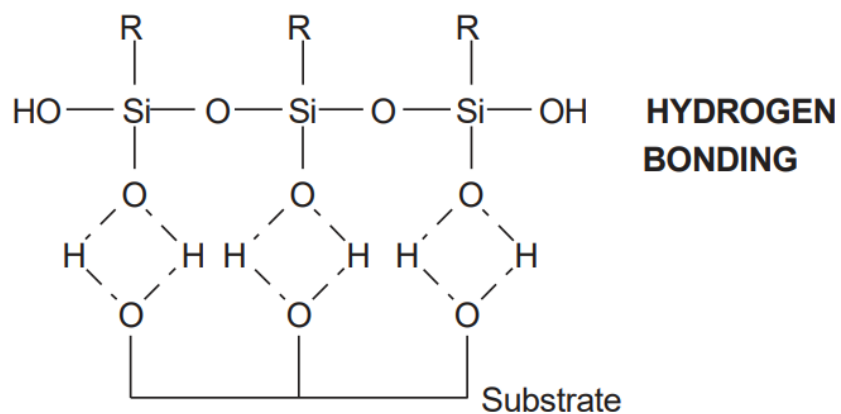
Reaction of these silanes involves four steps. Initially, hydrolysis of the three labile X groups attached to silicon occurs.



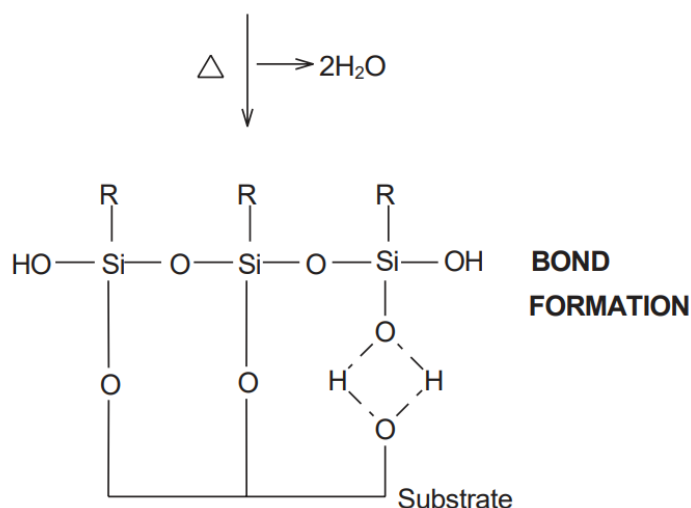
Condensation to oligomers follows.



The oligomers then hydrogen bond with OH groups of the substrate.



Finally during drying or curing, a covalent linkage is formed with the substrate with concomitant loss of water. At the interface, there is usually only one bond from each silicon of the organosilane to the substrate surface. The two remaining silanol groups are present either bonded to other coupling agent silicon atoms or in free form.



The number of reactive sites on a surface area and the type of silane deposition sought, i.e. monolayer, multilayer or bulk, are all factors which can be used in calculating the amount of silane necessary to silylate a surface. In order to provide monolayer coverage, the concentration of reactive sites (silanols) should be determined. Most siliceous substrates have 4 – 12 silanols per $\text{m}\mu^2$. Thus, one mole of evenly distributed silane should cover an average of 7500 m^2 . The oligimerization of silanes with multiple groups thwarts the capability of computing stoichiometries, but order of magnitude computations are successful. Silanes with one hydrolyzable group can be utilized to produce surfaces with monolayers of consistent stoichiometry. These materials are more expensive and produce surfaces with less hydrolytic stability. The number of silanols on a surface is varied by thermal history. In one example, a siliceous surface having 5.3 silanols per $\text{m}\mu^2$ had only 2.6 after exposure to 400°C and less than one after exposure to 850°C. Higher concentrations of silanol groups may be produced by treating material with warm hydrochloric acid. Silanol anions may be produced by treating the surfaces with alkaline detergent or, more radically, by treatment with methanolic potassium hydroxide. Optimum deposition of silanes with more than one hydrolyzable group is often defined as the amount necessary to produce a surface of uniform energy. A value defined as the wetting surface (ws) describes the area in m^2 one gram of silane deposited from solution will cover. In combination with data on the surface area of a siliceous substrate in m^2/g the amount of silane required for deposition may be calculated. Most composite, adhesive, and coating formulations do not follow any stoichiometry, but simply define optimal concentration by operation success. For most fillers, a treatment level of 0.02 – 1.00% by weight is used.

Selecting a Silane Coupling Agent

Selection of the appropriate coupling agent is accomplished by empirical evaluation of silanes within predicted categories. Exact prediction of the best silane is extremely difficult. Increased bond strength by utilization of silanes is a result of a complex set of factors – wet out, surface energy, boundary layer absorption, polar adsorption, acid-base interaction, interpenetrating network formation and covalent reaction. Strategies for optimization must take into account the materials on both sides of the interface and their susceptibilities to the various coupling factors. Generally speaking the initial approach is to select a single coupling agent and assume a direct bond between the two materials. The most common application for silane coupling agents is to bond an inorganic substrate to a polymer.

Inorganic-Si-R-Organic

The number of hydrolyzable X groups on the silane is another important parameter in controlling bond characteristics. The traditional silane coupling agents contain three hydrolyzable groups. They have maximum hydrolytic stability but tend to be hydroscopic. At the opposite end are the silanes with one hydrolyzable group. These yield the most hydrophobic interfaces but have the least long term hydrolytic stability. Silanes with two hydrolyzable groups form less rigid interfaces than silanes with three hydrolyzable groups. They are often used as coupling agents for elastomers and low modulus thermoplastics. Polymeric silanes with recurrent trialkoxy or dialkoxysilanes offer better film-forming and primer capabilities. For enhanced hydrolytic stability or economic benefit, non-functional silanes such as short chain alkyltrialkoxysilanes or phenyltrialkoxysilanes can be combined in ratios up to 3:1 with functional silanes.

In more difficult bonding situations, mixed silanes or silane network polymers may be employed. These include inorganic to inorganic or organic to organic. In these cases, reaction of the silanes with themselves is critical

Inorganic-O-Si-R-R-Si-O-Inorganic **Organic-O-Si-R-R-Si-O-Organic**

An example of mixed silane application is the use of mixtures of epoxy and amine functional silanes to bond glass plates together. A more general use is bonding organic to organic. Primers, prepared by pre-hydrolyzing silanes to resins in order to form bulk layers on metal substrates, are examples of the application of silanes as network polymers.

Thermal Stability

Most silanes have moderate thermal stability, making them suitable for plastics that process below 350°C or have continuous temperature exposures below 150°C. Silanes with an aromatic nucleus have higher thermal stability. A relative ranking where Z is the functional groups is as follows:

Class	Example	Thermal Limit
ZCH ₂ CH ₂ SiX ₃	N/A	< 150°C
ZCH ₂ CH ₂ CH ₂ SiX ₃	A0700	390°C
ZCH ₂ AromaticCH ₂ CH ₂ SiX ₃	T2902	495°C
Aromatic SiX ₃	P0320	550°C

Table 1 - Thermosets

Name	Class	UCT Product
diallylphthalate	amine, styryl	A0698, A0700, A0750 (amine) S1590 (styryl)
epoxy	amine, epoxy, chloroalkyl, mercapto	A0700, A0750, T2910 (amine) G6720, E6250 (epoxy) C3300 (chloroalkyl) M8450, M8500 (mercapto)
imide	chloromethylaromatic, amine	T2902 (chloromethylaromatic) A0698, T2910, A0700, A0750 (amine)
melamine	amine, epoxy, alkanolamine	A0700, A0750, T2910 (amine) G6720, E6250 (epoxy) B2408 (alkanolamine)
paralene	chloromethylaromatic	T2902
phenolic	amine, chloroalkyl, epoxy	A0700, A0750, T2910 (amine) C3300 (chloroalkyl) G6720, E6250 (epoxy)
photoresist, negative	silazane, vinyl, aromatic	H7300, D6208 (silazane) D6208, V4900 (vinyl) P0320 (aromatic)
photoresist, positive	silazane, aromatic, phosphine	H7300 (silazane) P0320 (aromatic) D6110 (phosphine)
polyester	amine, methacrylate, styryl, vinyl	A0700, A0750, T2910 (amine) M8550 (methacrylate) S1590 (styryl) V4917, V4910 (vinyl)
urethane	amine, alkanolamine, epoxy, isocyanate	A0700, A0750, T2910 (amine) B2408 (alkanolamine) G6720, E6250 (epoxy) I7840 (isocyanate)

Table 2 - Thermoplastics

Name	Class	UCT Product
cellulosics	amine, isocyanate	T2910, A0700, A0750 (amine) I7840 (isocyanate)
polyacetal	thiouronium	S1590 (thiouronium)
polyacrylate	methacrylate, ureido	M8550 (methacrylate) T2507 (ureido)
polyamide (nylon)	amine, ureido	A0700, A0742, A0750, PS076, T2910 (amine) T2507 (ureido)
polyamide-imide	chloromethylaromatic, amine	T2902 (chloromethylaromatic) A0700 A0750 A0800 (amine)
polybutylene terephthalate	amine, isocyanate	A0698, A0750 (amine) I7840 (isocyanate)
polycarbonate	amine	T2910, A0700, A0750 (amine)
polyetherketone	amine	A0698, A0750, A0800 (amine)
ethylene-vinyl acetate copolymer	ureido	T2507 (ureido)
polyethylene	amine, styryl, vinyl	A0700, A0750, A0742 (amine) V4910, V4917 (vinyl) S1590 (styryl)
polyphenylene oxide	amine, aromatic	A0700, A0750, T2910 (amine) P0320 (aromatic)
polyphenylene sulfide	amine, mercapto, chloromethylaromatic	A0698, T2910, A0700, A0750 (amine) M8450, M8500, B2494 (mercapto) T2902 (chloromethylaromatic)
polypropylene	aromatic, styryl	P0320, P0330 (aromatic) S1590 (styryl)
polystyrene	aromatic, epoxy, vinyl	P0320, P0330 (aromatic) G6720, E6250 (epoxy) V4910, V4917 (vinyl)
polysulfone	amine	A0700, A0750, T2910 (amine)
polyvinyl butyral	amine	A0700, A0742, A0750 (amine)
polyvinyl chloride	amine, alkanolamine	A0700, A0750, T2910 (amine) B2408 (alkanolamine)

Table 3 - Sealants

Name	Class	UCT Product
acrylic	acrylic, styryl, epoxy	A0380, M8550 (acrylic) S1590 (styryl) G6720, E6250 (epoxy)
polysulfides	mercapto, amine	B2494, M8500, M8450 (mercapto) A0699, A0700, A0742, A0750, T2910 (amine)

Table 4 - Rubbers

Name	Class	UCT Product
butyl	epoxide	G6720, E6250
neoprene	mercapto	M8450, M8500
isoprene	mercapto	M8450, M8500
fluorocarbon	amine, styryl	A0698 (amine) S1590 (styryl)
epichlorohydrin	amine, mercapto	A0699, A0700, A0742, A0750 (amine) M8450, M8500 (mercapto)
silicone	amine, allyl	A0700, A0750 (amine) A0567 (allyl)

Table 5 - Water Soluble and Hydrophilic polymers

Name	Class	UCT Product
cellulosic	epoxy, isocyanate	G6720 (epoxy), I7840 (isocyanate)
heparin	amine, epoxy, isocyanate	A0800, PS076 (amine) G6720 (epoxy), I7840 (isocyanate)
polyethylene oxide	isocyanate	I7840
polyhydroxyethylmethacrylate	epoxy, isocyanate	G6720 (epoxy) I7840 (isocyanate)
polysaccharide	epoxy, isocyanate	G6720 (epoxy) I7840 (isocyanate)
polyvinyl alcohol	epoxy, isocyanate	G6720 (epoxy) I7840 (isocyanate)
siliceous	all listed in Table 1	A0700
aluminum, zirconium, tin and titanium metals	all listed in Table 1, but the epoxies, acrylates and quats preferred	S1590, M8540
copper, iron	Polyamine, Phosphine	T2910, PS076 (polyamine) D6110 (phosphine)
gold, precious metals	Phosphine, mercapto	D6110 (phosphine) B2494, M8500 (mercapto)
silicon	vinyl	D6208

APPLYING A SILANE COUPLING AGENT

Deposition from aqueous alcohol solutions is the most facile method for preparing silylated surfaces. A 95% ethanol – 5% water solution is adjusted to pH 4.5 – 5.5 with acetic acid. Silane is added with stirring to yield a 2% final concentration. Five minutes should be allowed for hydrolysis and silanol formation. Large objects, e.g. glass plates, are dipped into the solution, agitated gently, and removed after 1 – 2 minutes. They are rinsed free of excess materials by dipping briefly in ethanol. Particles, e.g. fillers and supports, are silylated by stirring them in solution for 2 – 3 minutes and then decanting the solution. The particles are usually rinsed twice briefly with ethanol. Cure of the silane layer is for 5 – 10 minutes at 110°C or for 24 hours at room temperature (<60% relative humidity).

For aminofunctional silanes such as A0700 and A0750 this procedure is modified by omitting the additional acetic acid. The procedure is not acceptable for chlorosilanes as bulk polymerization often occurs. Silane concentration of 2% is a starting point. It usually results in deposition of trialkoxysilanes as 3 – 8 molecular layers. Monoalkoxysilanes are always deposited in monolayers or incomplete monolayers. Caution must be exercised if oven curing. Exhausted, explosion-proof ovens should always be used.

Deposition from aqueous solutions is employed for most commercial fiberglass systems. The alkoxy silane is dissolved at 0.5 – 2.0% concentration in water. For less soluble silanes, 0.1% of a non-ionic surfactant is added prior to the silane and an emulsion rather than a solution is prepared. If the silane does not contain an amine group, the solution is adjusted to pH 5.5 with acetic acid. The solution is either sprayed onto the substrate or employed as a dip bath. Cure is at 110 – 120°C for 20 – 30 minutes.

Stability of aqueous silane solutions varies from hours for the simple alkyl silanes to weeks for the aminosilanes. Poor solubility parameters limit the use of long chain alkyl and aromatic silanes by this method. Distilled water is not necessary, but water containing fluoride ions must be avoided.

Bulk deposition onto powders, e.g. filler treatment, is usually accomplished by a spray-on method. It assumes that the total amount of silane necessary is known and that sufficient adsorbed moisture is present on the filler to cause hydrolysis of the silane. The silane is prepared as a 25% solution in alcohol. The powder is placed in a high intensity solid mixer, e.g. twin cone mixer with intensifier. The solution is pumped into the agitated powder as a fine spray. In general, this operation is completed within 20 minutes. Dynamic drying methods are most effective. If the filler is dried in trays, care must be taken to avoid wicking or skinning of the top layer of treated material by adjusting heat and air flow.

Integral blend methods are used in composite formulations. In this method the silane is used as a simple additive. Composites can be prepared by the addition of alkoxy silanes or silazanes to dry-blends of polymer and filler prior to compounding. Generally 0.2 – 1.0 weight percent of silane (on the total mix) is dispersed by spraying the silane in an alcohol carrier onto a pre-blend. The addition of the silane to non-dispersed filler is not desirable in this technique since it can lead to agglomeration. The mix is dry-blended briefly and then melt compounded. Vacuum devolatilization of byproducts of silane reaction during melt compounding is necessary to achieve optimum properties. Properties are sometimes enhanced by adding 0.5 – 1.0% of tetrabutyl titanate or benzyldimethylamine to the silane prior to dispersal. Amino-functional silanes are available in concentrate form for dry-blending with nylons and polyesters. Concentrates eliminate any need for solvent dispersion and devolatilization and reduce variability due to relative humidity and shelf-aging.

Deposition as a primer is employed where a bulk phase is required as a transition between a substrate and a final coating. The silane is dissolved at 50% concentration in alcohol. One to three molar equivalents of water are added. The mixture is allowed to equilibrate for 15 – 20 minutes and then diluted to 10% concentration with a higher boiling polar solvent. Materials to be coated with the primer are dipped or sprayed and then cured at 110 – 120°C for 30 – 45 minutes.

Chlorosilanes such as V4900 may be deposited from alcohol solution. Anhydrous alcohols, particularly ethanol or isopropanol are preferred. The chlorosilane is added to the alcohol to yield a 2 – 5% solution. The chlorosilane reacts with the alcohol producing an alkoxy silane and HCl. Progress of the reaction is observed by halt of HCl evolution. Mild warming of the solution (30 – 40°C) promotes completion of the reaction. Part of the HCl reacts with the alcohol to produce small quantities of alkyl halide and water. The water causes formation of silanols from alkoxy silanes. The silanols condense with those on the substrate. Treated substrates are cured for 5 – 10 minutes at 110°C or allowed to stand 24 hours at room temperature.

Chlorosilanes and silylamines may also be employed to treat substrates under aprotic conditions. Toluene, tetrahydrofuran or hydrocarbon solutions are prepared containing 5% silane. The mixture is refluxed for 12 – 24 hours with the substrate to be treated. It is washed with the solvent. The solvent is then removed by air or explosion-proof oven drying. No further cure is necessary. This reaction involves a direct nucleophilic displacement of the silane chlorines by the surface silanol. If monolayer deposition is desired, substrates should be pre-dried at 150°C for 4 hours. Bulk deposition results if adsorbed water is present on the substrate. This method is cumbersome for large scale preparations and rigorous controls must be established to ensure reproducible results. More reproducible coverage is obtained with monochlorosilanes.

Silazanes such as H7300 and D6208 may be used as treatments in concentrated form or as 10 – 20% solutions in aprotic solvents. In some applications, parts are exposed for 5 – 10 minutes by dipping or in microelectronics by spin-on techniques. Optimum reactivity is at 30 – 50°C. An alternate method of treatment is to expose parts to 50°C vapor for 2 – 6 hours. Ammonia is the byproduct of silazane reaction and areas should be ventilated.

Appendix

Calculations of necessary silane to obtain minimum uniform multilayer coverage can be obtained knowing the values of the wetting surface of silane (ws) and the surface area of filler.

$$\text{Amount of silane (g)} = \frac{(\text{amount of filler}) \times (\text{surface area of filler})}{\text{wetting surface (ws)}}$$

Relative surface area of common fillers m ² /g	
E-Glass	0.1 – 0.12
Silica, ground	1 – 2
Kaolin	7
Clay	7
Talc	7
Si, diatomaceous	1 – 3.5
Calcium silicate	2.6
Silica, fumed	150 - 250

UCT SPECIALTIES SILANES



APPLYING A SILANE COUPLING AGENT

CAS# - Chemical Abstract Service Registry Number

MW - Molecular Weight

BP - Boiling Point

SG - Specific Gravity

RI - Refractive Index

LCLO - Lethal Concentration Low

LD100 - Lethal Dose 100%

LD50 - Median Lethal Dose

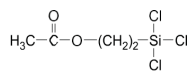
LDLO - Lethal Dose Low

TSCA - Listed on the Toxic Substances Control Act inventory

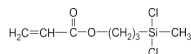
R&D Only - Approved for research & development only (not listed on TSCA)

A0300 2-ACETOXYETHYLTRICHLOROSILANE

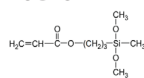
Flash Pt. 82°C C₄H₇Cl₃O₂Si **CAS# 18204-80-3**
 MW: 221.54 Purity: 97% **TSCA**
 BP: 143°C/70 mm
 SG: 20°C 1.272 RI: 20°C 1.4427

**A0394 3-ACRYLOXYPROPYLMETHYLDICHLOROSILANE**

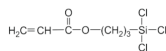
Flash Pt. >110°C C₇H₁₂Cl₂O₂Si **CAS# 71550-63-5**
 MW: 227.15 Purity: 97% **TSCA**
 BP: 73°C/0.1 mm (Isomers)
 SG: 20°C 1.15 RI: 25°C 1.4585

**A0394.5 3-ACRYLOXYPROPYLMETHYLDIMETHOXYSILANE**

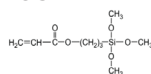
Flash Pt. >110°C C₉H₁₈O₄Si **CAS# 13732-00-8**
 MW: 236.14 Purity: 93% **R&D ONLY**
 BP: 65°C/35 mm (Isomers)
 SG: 20°C 1.0

**A0396 3-ACRYLOXYPROPYLTRICHLOROSILANE**

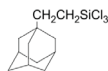
Flash Pt. 34°C C₆H₉Cl₃O₂Si **CAS# 38595-89-0**
 MW: 247.58 Purity: 97% **R&D ONLY**
 BP: 63°C/0.4 mm
 SG: 20°C 1.26 RI: 20°C 1.4631

**A0397 3-ACRYLOXYPROPYLTRIMETHOXYSILANE**

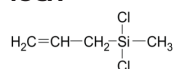
Flash Pt. 123°C C₉H₁₈O₅Si **CAS# 4369-14-6**
 MW: 234.32 Purity: 92% **TSCA**
 BP: 95-100°C/3 mm
 SG: 20°C 1.00

**A0400 ADAMANTYLETHYLTRICHLOROSILANE**

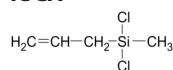
Flash Pt. 155°C C₁₂H₁₉Cl₃Si **CAS# 37843-11-1**
 MW: 297.73 Purity: 80% **TSCA**
 BP: 135°C/3 mm Melting Pt. 36°C
 SG: 20°C 1.2204 RI: 20°C 1.5135

**A0555 ALLYLMETHYLDICHLOROSILANE**

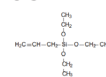
Flash Pt. 27°C C₄H₈Cl₂Si **CAS# 1873-92-3**
 MW: 155.10 Purity: 95% **TSCA**
 BP: 119-120°C
 SG: 20°C 1.076 RI: 20°C 1.4419

**A0560 ALLYLTRICHLOROSILANE TOXICITY: ivn mus, LD50: 56 mg/kg**

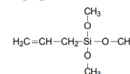
Flash Pt. 18°C C₃H₅Cl₃Si **CAS# 107-37-9**
 MW: 175.52 Purity: 95% **TSCA**
 BP: 117-118°C
 SG: 20°C 1.201 RI: 20°C 1.446

**A0564 ALLYLTRIETHOXYSILANE**

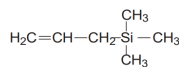
Flash Pt. 70°C C₉H₂₀O₃Si **CAS# 2550-04-1**
 MW: 204.34 Purity: 97% **TSCA**
 BP: 176°C
 SG: 25°C 0.903 RI: 25°C 1.406

**A0567 ALLYLTRIMETHOXYSILANE**

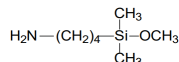
Flash Pt. 46°C C₆H₁₄O₃Si **CAS# 2551-83-9**
 MW: 162.26 Purity: 97% **TSCA**
 BP: 146-148°C
 SG: 25°C 0.963 RI: 25°C 1.4036

**A0570 ALLYLTRIMETHYLSILANE**

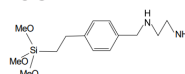
Flash Pt. 7°C C₆H₁₄Si **CAS# 762-72-1**
 MW: 114.26 Purity: 97% **TSCA**
 BP: 85-86°C/0.4 mm (Isomers)
 SG: 20°C 0.719 RI: 25°C 1.4074

**A0695 4-AMINO BUTYLDIMETHYLMETHOXYSILANE**

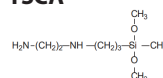
Flash Pt. 85°C C₇H₁₉NOSi **CAS# 3663-43-2**
 MW: 161.32 Purity: 95% **TSCA**
 BP: 85°C/17 mm
 SG: 20°C 0.85 RI: 20°C 1.4325

**A0698 (AMINOETHYLAMINOMETHYL)PHENETHYLTRIMETHOXYSILANE**

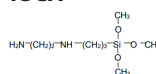
Flash Pt. >110°(230°F) C₁₄H₂₆N₂O₃Si **CAS# 74113-77-2**
 MW: 298.46 Purity: 90% **TSCA**
 BP: 126-130°C/0.2 mm
 SG: 1.02°C RI: 20°C 1.5083

**A0699 N-(2-AMINOETHYL)-3-AMINOPROPYLMETHYLDIMETHOXYSILANE**

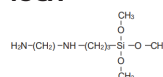
Flash Pt. 90°C C₈H₂₂N₂O₂Si **CAS# 3069-29-2**
 MW: 206.36 Purity: 95% **TSCA**
 BP: 265°C (Isomers)
 SG: 25°C 0.975 RI: 25°C 1.4447

**A0700 N-(2-AMINOETHYL)-3-AMINOPROPYLTRIMETHOXYSILANE**

Flash Pt. 120°C C₈H₂₂N₂O₃Si **CAS# 1760-24-3**
 MW: 222.36 Purity: 97% **TSCA**
 BP: 140°C/15 mm (Isomers)
 SG: 25°C 1.01 RI: 25°C 1.442

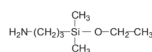
**A0701 N-(2-AMINOETHYL)-3-AMINOPROPYLTRIMETHOXYSILANE (TECHNICAL)**

Flash Pt. 120°C C₈H₂₂N₂O₃Si **CAS# 1760-24-3**
 MW: 222.36 No Purity Specified **TSCA**
 BP: 140°C/15 mm
 SG: 25°C 1.01 RI: 25°C 1.4447



A0735 3-AMINOPROPYLDIMETHYLETHOXSILANE

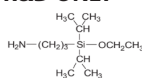
Flash Pt. 73°C C₇H₁₉NOSi **CAS# 18306-79-1**
 MW: 161.32 Purity: 97% **TSCA**
 BP: 78-79°C/24 mm
 SG: 25°C 0.857 RI: 25°C 1.427

**A0742 3-AMINOPROPYLMETHYLDIETHOXSILANE**

Flash Pt. 85°C C₈H₁₉NOSi **CAS# 3179-76-8**
 MW: 191.34 Purity: 97% **TSCA**
 BP: 85-88°C/8 mm TOXICITY - ori rat, LD50 4760 mg/kg
 SG: 20°C 0.916 RI: 20°C 1.4272

**A0745 3-AMINOPROPYLDIISOPROPYLETHOXSILANE**

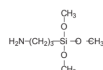
MW: 217.43 C₁₁H₂₇NOSi **CAS# 117559-36-1**
 BP: 78-80°C/0.4 mm Purity: 93% **R&D ONLY**

**A0750 3-AMINOPROPYLTRIETHOXSILANE**

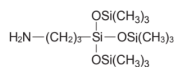
Flash Pt. 96°C C₉H₂₃NO₃Si **CAS# 919-30-2**
 MW: 221.37 Purity: 97% **TSCA**
 BP: 122-123°C/30 mm TOXICITY - ori rat, LD50: 1780 mg/kg
 SG: 20°C 0.951 RI: 20°C 1.4225

**A0800 3-AMINOPROPYLTRIMETHOXSILANE**

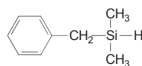
Flash Pt. 104°C C₆H₁₇NO₃Si **CAS# 13822-56-5**
 MW: 179.29 Purity: 97% **TSCA**
 BP: 80°C/8 mm
 SG: 25°C 1.01 RI: 25°C 1.420

**A0805 3-AMINOPROPYLTRIS(TRIMETHYLSILOXY)SILANE**

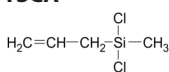
Flash Pt. >93°C C₁₂H₃₅NO₃Si₄ **CAS# 25357-81-7**
 MW: 353.76 Purity: 97% **TSCA**
 BP: 152°C/47 mm
 SG: 25°C 0.891 RI: 25°C 1.5135

**B1597 BENZYL DIMETHYLSILANE**

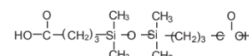
Flash Pt. 65°C C₉H₁₄Si **CAS# 1631-70-5**
 MW: 150.30 Purity: 97% **TSCA**
 BP: 70°C/15 mm
 SG: 20°C 0.949 RI: 20°C 1.5040

**B1710 1,3-BIS(3-AMINOPROPYL)-1,1,3,3-TETRAMETHYLDISILOXANE**

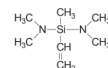
Flash Pt. 91°C C₁₀H₂₈N₂OSi₂ **CAS# 2469-55-8**
 MW: 248.52 Purity: 97% **TSCA**
 BP: 132-139°C/11 mm
 SG: 25°C 0.897 RI: 25°C 1.4480

**B1724 1,3-BIS(3-CARBOXYPROPYL)TETRAMETHYLDISILOXANE**

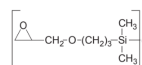
Flash Pt. 70°C C₁₂H₂₆O₅Si₂ **CAS# 3353-68-2**
 MW: 306.51 Purity: 97% **TSCA**
 Melting Pt: 47-49°C

**B2300 BIS(DIMETHYLAMINO)METHYLVINYLSILANE**

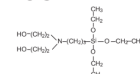
Flash Pt. -4°C C₇H₁₈N₂Si **CAS# 13368-45-1**
 MW: 158.32 Purity: 97% **TSCA**
 BP: 146-147°C

**B2405 1,3-BIS(3-GLYCIDOXYPROPYL)TETRAMETHYLDISILOXANE**

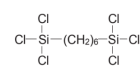
Flash Pt. 150°C C₁₆H₃₄O₅Si₂ **CAS# 126-80-7**
 MW: 362.61 Purity: 95% **TSCA**
 BP: 184-187°C/2 mm
 SG: 25°C 0.995 RI: 25°C 1.446

**B2408 BIS(2-HYDROXYETHYL)-3-AMINOPROPYLTRIETHOXSILANE**

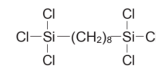
Flash Pt. 24°C C₁₃H₃₁NO₅Si **CAS# 7538-44-5**
 MW: 309.48 Purity: 62% **TSCA**
 BP: 85°C/17 mm (Ethanol)
 SG: 20°C 0.92 RI: 25°C 1.409

**B2491 1,6-BIS(TRICHLOROSILYL)HEXANE**

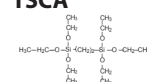
Flash Pt. 75°C C₆H₁₂Cl₆Si₂ **CAS# 13083-94-8**
 MW: 353.05 Purity: 97% **TSCA**
 BP: 148-150°C/10 mm
 SG: 20°C 1.327 RI: 20°C 1.4759

**B2491.3 1,8-BIS(TRICHLOROSILYL)OCTANE**

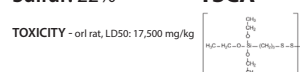
Flash Pt. 120°C C₈H₁₆Cl₆Si₂ **CAS# 52217-53-5**
 MW: 381.10 Purity: 97% **R&D ONLY**
 BP: 140°C/1 mm
 SG: 20°C 1.282 RI: 20°C 1.4757

**B2491.5 1,2-BIS(TRIETHOXSILYL)ETHANE**

Flash Pt. 107°C C₁₄H₃₄O₆Si₂ **CAS# 1760-24-3**
 MW: 354.59 Purity: 97% **TSCA**
 BP: 96°C/0.3 mm
 SG: 20°C 0.957 RI: 20°C 1.4052

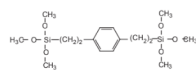
**B2494 BIS[3-(TRIETHOXSILYL)PROPYL]TETRASULFIDE**

Flash Pt. 91°C C₁₈H₄₂O₆S₄Si₂ **CAS# 40372-72-3**
 MW: 538.94 Sulfur: 22% **TSCA**
 BP: 250°C
 SG: 20°C 1.074

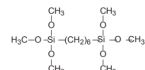


B2495.6 1,4-BIS(TRIMETHOXYSILYLETHYL)BENZENE

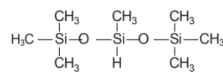
Flash Pt. 193°C C₁₆H₃₀O₆Si₂
 MW: 374.58 Purity: 97%
 BP: 148-150°C/0.1 mm (Isomers)
 SG: 20°C 1.08 RI: 20°C 1.4734

CAS# 58298-01-4**R&D ONLY****B2495.7 1,6-BIS(TRIMETHOXYSILYL)HEXANE**

Flash Pt. 95°C C₁₂H₂₂O₆Si₂
 MW: 326.54 Purity: 97%
 BP: 161°C/2 mm

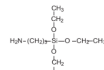
CAS# 87135-01-1**TSCA****B2497 BIS(TRIMETHYLSILOXY)METHYSILANE**

Flash Pt. 22°C C₇H₂₂O₂Si₃
 MW: 222.51 Purity: 95%
 BP: 141-142°C
 SG: 20°C 0.814 RI: 20°C 1.3815

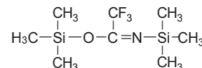
CAS# 1873-88-7**TSCA****B2500 BIS(TRIMETHYLSILYL)ACETAMIDE**

TOXICITY: ipr mus, LDLO: 500 mg/kg

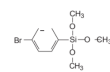
Flash Pt. 42°C C₈H₂₁NOSi₂
 MW: 203.43 Purity: 92%
 BP: 71-73°C/35 mm (Isomers)
 SG: 20°C 0.832 RI: 20°C 1.418

CAS# 10416-59-8**TSCA****B2570 BIS(TRIMETHYLSILYL)TRIFLUOROACETAMIDE**

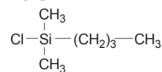
Flash Pt. 23°C C₈H₁₈F₃NOSi₂
 MW: 257.40 Purity: 97%
 BP: 45-50°C/15 mm (Isomers)
 SG: 20°C 0.97 RI: 25°C 1.381

CAS# 25561-30-2**R&D ONLY****B2614.4 BROMOPHENYLTRIMETHOXYSILANE**

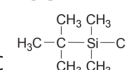
Flash Pt. 105°C C₉H₁₃BrO₃Si
 MW: 277.19 Purity: 97%
 BP: 136°C/13.5 mm (Isomers)
 SG: 20°C 1.631 RI: 20°C 1.5388

CAS# 17043-05-9**R&D ONLY****B2785 n-BUTYLDIMETHYLCHLOROSILANE**

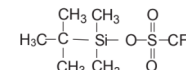
Flash Pt. 39°C C₆H₁₅ClSi
 MW: 150.72 Purity: 97%
 BP: 138°C
 SG: 20°C 0.875 RI: 20°C 1.4205

CAS# 1000-50-6**TSCA****B2790 tert-BUTYLDIMETHYLCHLOROSILANE**

Flash Pt. 22°C C₆H₁₅ClSi
 MW: 150.72 Purity: 97%
 BP: 125°C
 SG: 20°C 0.83 Melting Pt: 91.5°C

CAS# 18162-48-6**TSCA****B2796 tert-BUTYLDIMETHYLSILYLTRIFLUOROMETHANESULFONATE**

Flash Pt. 35°C C₇H₁₅F₃O₃Si
 MW: 264.33 Purity: 90%
 BP: 65°C/10 mm
 SG: 20°C 1.151 RI: 20°C 1.385

CAS# 69739-34-0**R&D ONLY****B2805 tert-BUTYLDIPHENYLCHLOROSILANE**

Flash Pt. >112°C C₁₆H₁₉ClSi
 MW: 274.84 Purity: 97%
 BP: 90°C/0.015 mm
 SG: 20°C 1.074 RI: 20°C 1.568

CAS# 58479-61-1**TSCA****B2806 tert-BUTYLDIPHENYLMETHOXYSILANE**

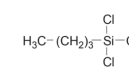
Flash Pt. >43°C C₁₇H₂₂O₂Si
 MW: 270.45 Purity: 97%

CAS# 76358-47-9**R&D ONLY**

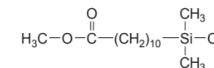
Melting Pt: 49-51°C

B2850 n-BUTYLTRICHLOROSILANE

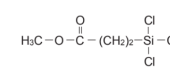
Flash Pt. -7°C C₄H₉Cl₃Si
 MW: 191.56 Purity: 97%
 BP: 142-143°C
 SG: 20°C 1.161 RI: 20°C 1.436

CAS# 7521-80-4**TSCA****C2895 (10-CARBOMETHOXYDECYL)DIMETHYLCHLOROSILANE**

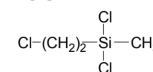
Flash Pt. 105°C C₁₄H₂₉ClO₂Si
 MW: 292.92 Purity: 95%
 BP: 133°C/0.3 mm
 RI: 20°C 1.4483

CAS# 53749-38-5**R&D ONLY****C2905 2-(CARBOMETHOXY)ETHYLTRICHLOROSILANE**

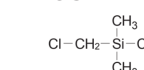
Flash Pt. 43°C C₄H₇Cl₃O₂Si
 MW: 221.54 Purity: 95%
 BP: 90-92°C/25 mm (Isomers)
 SG: 20°C 1.325 RI: 20°C 1.448

CAS# 18147-81-4**TSCA****C3005 2-CHLOROETHYLMETHYLDICHLOROSILANE**

Flash Pt. 32°C C₃H₇Cl₃Si
 MW: 177.53 Purity: 97%
 BP: 157°C
 SG: 20°C 1.261 RI: 20°C 1.4399

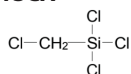
CAS# 7787-85-1**TSCA****C3270 CHLOROMETHYLDIMETHYLCHLOROSILANE**

Flash Pt. 21°C C₃H₈Cl₂Si
 MW: 143.09 Purity: 97%
 BP: 115-116°C
 SG: 20°C 1.087 RI: 20°C 1.436

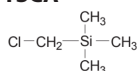
CAS# 1719-57-9**TSCA**

C3280 CHLOROMETHYLTRICHLOROSILANE

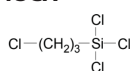
Flash Pt. 69°C $\text{CH}_2\text{Cl}_4\text{Si}$ **CAS# 1558-25-4**
 MW: 183.92 Purity: 97% **TSCA**
 BP: 117-118°C TOXICITY: - ipr rat, LD100: 150 mg/kg
 SG: 20°C 1.465 RI: 20°C 1.456

**C3285 CHLOROMETHYLTRIMETHYLSILANE**

Flash Pt. -2°C $\text{C}_4\text{H}_{11}\text{ClSi}$ **CAS# 2344-80-1**
 MW: 122.67 Purity: 97% **TSCA**
 BP: 97-98°C
 SG: 20°C 0.886 RI: 20°C 1.4180

**C3291 3-CHLOROPROPYLTRICHLOROSILANE**

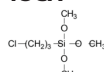
Flash Pt. 84°C $\text{C}_3\text{H}_6\text{Cl}_4\text{Si}$ **CAS# 2550-06-3**
 MW: 211.98 Purity: 97% **TSCA**
 BP: 181-183°C
 SG: 20°C 1.359 RI: 20°C 1.4668

**C3292 3-CHLOROPROPYLTRIETHOXYSIANE**

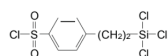
Flash Pt. 61°C $\text{C}_9\text{H}_{21}\text{ClO}_3\text{Si}$ **CAS# 5089-70-3**
 MW: 240.80 Purity: 97% **TSCA**
 BP: 98-102°C/10 mm
 SG: 20°C 1.009 RI: 20°C 1.420

**C3300 3-CHLOROPROPYLTRIMETHOXYSIANE**

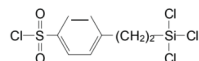
Flash Pt. 84°C $\text{C}_6\text{H}_{15}\text{ClO}_3\text{Si}$ **CAS# 2530-87-2**
 MW: 198.72 Purity: 97% **TSCA**
 BP: 100°C/40 mm
 SG: 25°C 1.077 RI: 20°C 1.418

**C3355 2-(4-CHLOROSULFONYLPHENYL)ETHYLTRICHLOROSILANE**

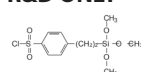
MW: 338.11 $\text{C}_8\text{H}_8\text{Cl}_4\text{O}_2\text{Si}$ **CAS# 79793-00-3**
TSCA
 Methylene Chloride: 50%

**C3356 2-(4-CHLOROSULFONYLPHENYL)ETHYLTRICHLOROSILANE**

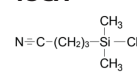
MW: 338.11 $\text{C}_8\text{H}_8\text{Cl}_4\text{O}_2\text{Si}$ **CAS# 79793-00-3**
TSCA
 Toluene: 50%

**C3360 2-(4-CHLOROSULFONYLPHENYL)ETHYLTRIMETHOXYSIANE**

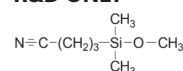
MW: 324.85 $\text{C}_{11}\text{H}_{17}\text{ClO}_3\text{Si}$ **CAS# 126519-89-9**
R&D ONLY
 Methylene Chloride: 50%

**C3445 3-CYANOPROPYLDIMETHYLCHLOROSILANE**

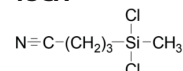
Flash Pt. 108°C $\text{C}_6\text{H}_{12}\text{ClNSi}$ **CAS# 18156-15-5**
 MW: 161.71 Purity: 97% **TSCA**
 BP: 108-109°C/15 mm (Isomers)
 SG: 20°C 0.993 RI: 20°C 1.446

**C3447 3-CYANOPROPYLDIMETHYLMETHOXYSIANE**

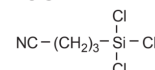
Flash Pt. 74°C $\text{C}_7\text{H}_{15}\text{NOSi}$ **CAS# 143203-47-8**
 MW: 157.29 Purity: 97% **R&D ONLY**
 (Isomers)
 $\text{N} \equiv \text{C} - (\text{CH}_2)_3 - \text{Si} - \text{O} - \text{CH}_3$

**C3450 3-CYANOPROPYLMETHYLDICHLOROSILANE**

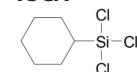
Flash Pt. 92°C $\text{C}_5\text{H}_9\text{Cl}_2\text{NSi}$ **CAS# 1190-16-5** TOXICITY: orl rat, LD50: 2,830 mg/kg
 MW: 182.18 Purity: 97% **TSCA**
 BP: 79-82°C/1 mm (Isomers)
 SG: 20°C 1.22 RI: 25°C 1.455

**C3555 3-CYANOPROPYLTRICHLOROSILANE**

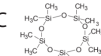
Flash Pt. 75°C $\text{C}_4\text{H}_6\text{Cl}_3\text{NSi}$ **CAS# 1071-27-8**
 MW: 231.37 Purity: 97% **TSCA**
 BP: 93-94°C/8 mm
 SG: 20°C 1.280 RI: 20°C 1.465

**C3660 CYCLOHEXYLTRICHLOROSILANE**

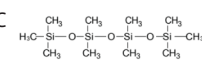
Flash Pt. 94°C $\text{C}_6\text{H}_{11}\text{Cl}_3\text{Si}$ **CAS# 98-12-4**
 MW: 217.60 Purity: 97% **TSCA**
 BP: 90-91°C/10 mm
 SG: 20°C 1.222 RI: 20°C 1.4774

**D3770 DECAMETHYLCYCLOPENTASILOXANE**

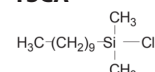
Flash Pt. 62°C $\text{C}_{10}\text{H}_{30}\text{O}_5\text{Si}_5$ **CAS# 541-02-6**
 MW: 370.77 Purity: 96% **TSCA**
 BP: 101°C/20 mm Melting Pt: -44°C
 SG: 20°C 0.959 RI: 20°C 1.3982

**D3780 DECAMETHYLTETRASILOXANE**

Flash Pt. 63°C $\text{C}_{10}\text{H}_{30}\text{O}_3\text{Si}_4$ **CAS# 141-62-8**
 MW: 310.69 Purity: 97% **TSCA**
 BP: 194-195°C Melting Pt: -70°C
 SG: 20°C 0.854 RI: 20°C 1.3880

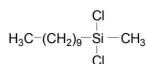
**D3787 n-DECYLDIMETHYLCHLOROSILANE**

Flash Pt. 137°C $\text{C}_{12}\text{H}_{27}\text{ClSi}$ **CAS# 38051-57-9**
 MW: 234.88 Purity: 97% **TSCA**
 BP: 98°C/2 mm (Isomers)
 SG: 20°C 0.95

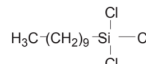


D3790 n-DECYLMETHYLDICHLOROSILANE

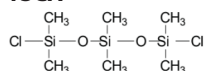
Flash Pt. 120°C C₁₁H₂₄Cl₂Si **CAS# 18051-88-2**
 MW: 255.31 Purity: 97% **TSCA**
 BP: 111-114°C/3 mm (Isomers)
 SG: 20°C 0.960 RI: 20°C 1.4490

**D3795 n-DECYLTRICHLOROSILANE**

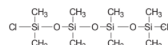
Flash Pt. >110°C C₁₀H₂₁Cl₃Si **CAS# 13829-21-5**
 MW: 275.72 Purity: 96% **TSCA**
 BP: 133-137°C/5 mm (Isomers)
 SG: 20°C 1.0640 RI: 20°C 1.4528

**D4280 1,5-DICHLOROHEXAMETHYLTRISILOXANE**

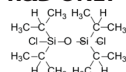
Flash Pt. 76°C C₆H₁₈Cl₂O₂Si₃ **CAS# 3582-71-6**
 MW: 277.37 Purity: 95% **TSCA**
 BP: 184°C Melting Pt: -53°C
 SG: 20°C 1.018 RI: 20°C 1.4071

**D4320 1,7-DICHLOROOCOTAMETHYLTETRAILOXANE**

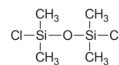
Flash Pt. 98°C C₈H₂₄Cl₂O₃Si₄ **CAS# 2474-02-4**
 MW: 351.52 Purity: 90% **TSCA**
 BP: 222°C Melting Pt: -62°C
 SG: 20°C 1.011 RI: 20°C 1.403

**D4368 1,3-DICHLOROTETRAISOPROPYLDISILOXANE**

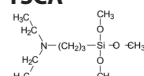
Flash Pt. 45°C C₁₂H₂₈Cl₂O₂Si **CAS# 69304-37-6**
 MW: 315.43 Purity: 96% **R&D ONLY**
 BP: 120°C/15 mm
 SG: 20°C 1.001 RI: 20°C 1.4543

**D4370 1,3-DICHLOROTETRAMETHYLDISILOXANE**

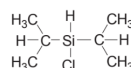
Flash Pt. 15°C C₄H₁₂Cl₂O₂Si₂ **CAS# 2401-73-2**
 MW: 203.22 Purity: 97% **TSCA**
 BP: 138°C Melting Pt: -37°C
 SG: 20°C 1.039 RI: 20°C 1.4054

**D4477 (N,N-DIETHYL-3-AMINOPROPYL)TRIMETHOXYSILANE**

Flash Pt. 100°C C₁₀H₂₅NO₃Si **CAS# 41051-80-3**
 MW: 235.40 Purity: 95% **TSCA**
 BP: 120°C/20 mm

**D4850 DIISOPROPYLCHLOROSILANE**

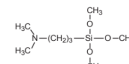
Flash Pt. <37.7°C C₆H₁₅ClSi **CAS# 2227-29-4**
 MW: 150.72 Purity: 95% **TSCA**
 BP: 137°C
 SG: 20°C 0.872 RI: 20°C 1.4278

**D4895 DIISOPROPYLETHOXYLSILANE**

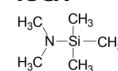
MW: 160.33 C₈H₂₀O₂Si **CAS# 90633-16-2**
 Purity: 96% **TSCA**

**D5200 (N,N-DIMETHYL-3-AMINOPROPYL)TRIMETHOXYSILANE**

Flash Pt. 210°C C₈H₂₁NO₃Si **CAS# 2530-86-1**
 MW: 207.34 Purity: 95% **TSCA**
 BP: 106°C/30 mm
 SG: 25°C 0.948 RI: 20°C 1.4150

**D5400 N,N-DIMETHYLAMINOTRIMETHYLSILANE**

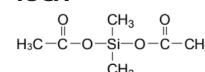
Flash Pt. -19°C C₅H₁₅NSi **CAS# 2083-91-2** TOXICITY: orl rat, LD50: 2,830 mg/kg
 MW: 117.27 Purity: 97% **TSCA**
 BP: 86-87°C
 SG: 20°C 0.741 RI: 20°C 1.4379

**D5470 DIMETHYLCHLOROSILANE**

Flash Pt. -25°C C₂H₆ClSi **CAS# 1066-35-9**
 MW: 94.62 Purity: 97% **TSCA**
 BP: 36°C Melting Pt: -111°C
 SG: 20°C 0.868 RI: 20°C 1.3827

**D5490 DIMETHYLDIACETOXYLSILANE**

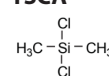
Flash Pt. 37°C C₆H₁₂O₄Si **CAS# 2182-66-3**
 MW: 176.24 Purity: 95% **TSCA**
 BP: 164-166°C
 SG: 20°C 1.054 RI: 20°C 1.4030

**D5550 DIMETHYLDICHLOROSILANE**

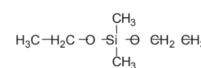
Flash Pt. -10°C C₂H₆Cl₂Si **CAS# 75-78-5** TOXICITY: ihl rat, LCLO: 930 ppm/4H
 MW: 129.06 Purity: 95% **TSCA**
 BP: 70-71°C Melting Pt: -76°C
 SG: 20°C 1.064 RI: 20°C 1.4055

**D5551 DIMETHYLDICHLOROSILANE (99%)**

Flash Pt. -10°C C₂H₆Cl₂Si **CAS# 75-78-5** TOXICITY: ihl rat, LCLO: 930 ppm/4H
 MW: 129.06 Purity: 99% **TSCA**
 BP: 70-71°C Freezing Pt: -76°C
 SG: 20°C 1.064 RI: 20°C 1.4055

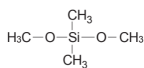
**D5600 DIMETHYLDIETHOXYLSILANE**

Flash Pt. 11°C C₆H₁₆O₂Si **CAS# 78-62-6** TOXICITY: orl rat, LDLO: 1,000 mg/kg
 MW: 148.28 Purity: 97% **TSCA**
 BP: 114-115°C Melting Pt: -87°C
 SG: 20°C 0.865 RI: 20°C 1.3805

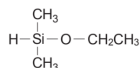


D5605 DIMETHYLDIMETHOXSILANE

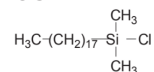
Flash Pt. -8°C C₄H₁₂O₂Si **CAS# 1112-39-6**
 MW: 120.22 Purity: 97% **TSCA**
 BP: 82°C
 SG: 20°C 0.865 RI: 20°C 1.3708

**D5635 DIMETHYLETHOXSILANE**

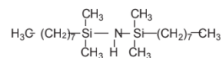
Flash Pt. 23°C C₄H₁₂O₂Si **CAS# 14857-34-2**
 MW: 104.22 Purity: 95% **TSCA**
 BP: 54-55°C/15 mm
 SG: 20°C 0.757 RI: 20°C 1.3683

**D5636 DIMETHYL-n-OCTADECYLCHLOROSILANE**

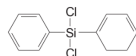
Flash Pt. 10°C C₂₀H₄₃ClSi **CAS# 18643-08-8**
 MW: 347.10 Purity: 97% (Isomers) **TSCA**
 BP: 159°C/0.1 mm Melting Pt: 27°C

**D5830 1,3-DI-n-OCTYLTETRAMETHYLDISILAZANE**

Flash Pt. >110°C C₂₀H₄₇NSi₂ **CAS# 69519-51-3**
 MW: 357.77 Purity: 90% **R&D ONLY**
 BP: 160-165°C/1 mm
 SG: 20°C 0.826 RI: 20°C 1.4500

**D5950 DIPHENYLDICHLOROSILANE**

Flash Pt. 157°C C₁₂H₁₀Cl₂Si **CAS# 80-10-4**
 MW: 253.20 Purity: 97% **TSCA**
 BP: 309-310°C
 SG: 20°C 1.222 RI: 20°C 1.582



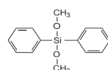
TOXICITY: ipr mus LD50:
383 mg/kg

D6000 DIPHENYLDIETHOXSILANE

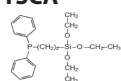
Flash Pt. 175°C C₁₆H₂₀O₂Si **CAS# 2553-19-7**
 MW: 272.42 Purity: 97% **TSCA**
 BP: 167°C/15 mm
 SG: 20°C 1.033 RI: 20°C 1.527

**D6010 DIPHENYLDIMETHOXSILANE**

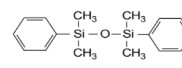
Flash Pt. 121°C C₁₄H₁₆O₂Si **CAS# 6843-66-9**
 MW: 244.36 Purity: 97% **TSCA**
 BP: 161°C
 SG: 20°C 1.077 RI: 20°C 1.5447

**D6110 2-(DIPHENYLPHOSPHINO)ETHYLTRIETHOXSILANE**

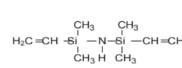
Flash Pt. 134°C C₂₀H₂₉O₃PSi **CAS# 18586-39-5**
 MW: 376.50 Purity: 92% **TSCA**
 BP: 182°C/1.3 mm
 SG: 20°C 1.05

**D6190 1,3-DIPHENYLTETRAMETHYLDISILOXANE**

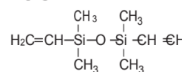
Flash Pt. 156°C C₁₆H₂₂O₂Si₂ **CAS# 56-33-7**
 MW: 286.52 Purity: 97% **TSCA**
 BP: 155-158°C/13 mm
 SG: 20°C 0.976 RI: 20°C 1.518

**D6208 1,3-DIVINYLTETRAMETHYLDISILAZANE**

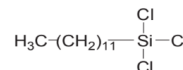
Flash Pt. 34°C C₈H₁₉NSi₂ **CAS# 7691-02-3**
 MW: 185.42 Purity: 97% **TSCA**
 BP: 160-161°C
 SG: 20°C 0.819 RI: 20°C 1.4405

**D6210 1,3-DIVINYLTETRAMETHYLDISILOXANE**

Flash Pt. 19°C C₈H₁₈O₂Si₂ **CAS# 2627-95-4** **TOXICITY: orl rat, LDLO: >12,500 mg/kg**
 MW: 186.40 Purity: 97% **TSCA**
 BP: 139°C Melting Pt: -99.7°C
 SG: 20°C 0.811 RI: 20°C 1.412

**D6220 n-DODECYLTRICHLOROSILANE**

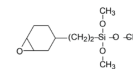
Flash Pt. 165°C C₁₂H₂₅Cl₃Si **CAS# 4484-72-4**
 MW: 303.77 Purity: 95% **TSCA**
 BP: 155°C/10 mm (Isomers)
 SG: 20°C 1.30 RI: 20°C 1.4581

**D6221 n-DODECYLTRIETHOXSILANE**

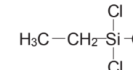
Flash Pt. >110°C C₁₈H₄₀O₃Si **CAS# 18536-91-9**
 MW: 332.60 Purity: 97% **TSCA**
 BP: 152-153°C/3 mm (Isomers)
 SG: 20°C 0.89 RI: 20°C 1.472

**E6250 2-(3,4-EPOXYCYCLOHEXYL)ETHYLTRIMETHOXSILANE**

Flash Pt. 146°C C₁₁H₂₂O₄Si **CAS# 3388-04-3** **TOXICITY: ihl rat, LD50: 12,300 mg/kg**
 MW: 246.38 Purity: 97% **TSCA**
 BP: 310°C
 SG: 20°C 1.070 RI: 20°C 1.449

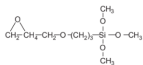
**E6350 ETHYLTRICHLOROSILANE**

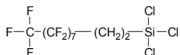
Flash Pt. 27°C C₂H₅Cl₃Si **CAS# 75-78-5** **TOXICITY: ihl rat, LCLO: 930 ppm/4H**
 MW: 163.51 Purity: 92% **TSCA**
 BP: 100-101°C Melting Pt: -106°C
 SG: 20°C 1.237 RI: 20°C 1.426

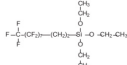
**E6380 ETHYLTRIETHOXSILANE**


Flash Pt. 40°C C₈H₂₀O₃Si **CAS# 78-07-9** **TOXICITY: orl rat, LD50: 13,720 mg/kg**
 MW: 192.33 Purity: 97% **TSCA**
 BP: 158-159°C Melting Pt: -78°C
 SG: 20°C 0.896 RI: 20°C 1.3955

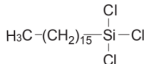



G6720 3-GLYCIDOXYPROPYLTRIMETHOXYSILANE			
Flash Pt. 57°C	C ₉ H ₂₀ O ₅ Si	CAS# 2530-83-8	
MW: 236.34	Purity: 97%	TSCA	
BP: 120°C/2 mm			
SG: 20°C 1.070	RI: 20°C 1.428		
			TOXICITY: orl rat, LD50: 8,400 mg/kg

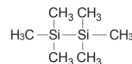
H6860 (HEPTADEC AFLUORO-1,1,2,2-TETRAHYDRODECYL)-1-TRICHLOROSILANE			
Flash Pt. >110°C	C ₁₀ H ₄ Cl ₃ F ₁₇ Si	CAS# 78560-44-8	
MW: 581.56	Purity: 95%	TSCA	
BP: 216-218°C			
SG: 20°C 1.703			


H6862 (HEPTADEC AFLUORO-1,1,2,2-TETRAHYDRODECYL)-1-TRIETHOXYSILANE			
Flash Pt. 85°C	C ₁₈ H ₁₉ O ₃ Si	CAS# 101947-16-4	
MW: 610.38	Purity: 97%	R&D ONLY	
BP: 103-106°C/3 mm			
SG: 20°C 1.407	RI: 20°C 1.3419		


H7000 HEPTAMETHYLDISILAZANE			
Flash Pt. 27°C	C ₇ H ₂₁ NSi ₂	CAS# 920-68-3	
MW: 175.42	Purity: 97%	TSCA	
BP: 148-150°C			
SG: 20°C 0.798	RI: 20°C 1.418		

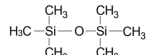
H7080 n-HEXADECYLTRICHLOROSILANE			
Flash Pt. 154°C	C ₁₈ H ₃₃ Cl ₃ Si	CAS# 5894-60-0	
MW: 359.88	Purity: 97% (Isomers)	TSCA	
BP: 202°C/10 mm			
SG: 20°C 0.98	RI: 20°C 1.4592		
			TOXICITY: ipr mus LD50: 383 mg/kg

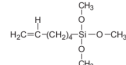
H7085 n-HEXADECYLTRIETHOXYSILANE			
Flash Pt. >110°C	C ₂₂ H ₄₈ O ₃ Si	CAS# 16415-13-7	
MW: 388.70	Purity: 97% (Isomers)	R&D ONLY	
BP: 159-161°C/1 mm	Melting Pt: -14°C		
SG: 20°C 0.887	RI: 20°C 1.4370		

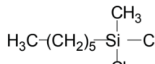
H7280 HEXAMETHYLDISILANE			
Flash Pt. -10°C	C ₈ H ₁₈ Si ₂	CAS# 1450-14-2	
MW: 146.38	Purity: 96%	TSCA	
BP: 112-113°C			
SG: 20°C 0.729	RI: 20°C 1.4214		

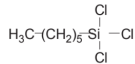
H7300 HEXAMETHYLDISILAZANE			
Flash Pt. 12°C	C ₈ H ₁₉ NSi ₂	CAS# 999-97-3	
MW: 161.39	Purity: 98%	TSCA	
BP: 126-127°C			
SG: 20°C 0.774	RI: 20°C 1.4080		
			TOXICITY: ipr mus, LDLO: 650 mg/kg

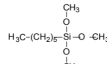
H7301 HEXAMETHYLDISILAZANE (99%)			
Flash Pt. 12°C	C ₈ H ₁₉ NSi ₂	CAS# 999-97-3	
MW: 161.39	Purity: 99%	TSCA	
BP: 126-127°C			
SG: 25°C 0.774	RI: 20°C 1.4080		
			TOXICITY: ipr mus, LDLO: 650 mg/kg


H7310 HEXAMETHYLDISILOXANE			
Flash Pt. -1°C	C ₆ H ₁₈ OSi ₂	CAS# 107-46-0	
MW: 162.38	Purity: 97%	TSCA	
BP: 99-100°C	Melting Pt: -67°C		
SG: 20°C 0.764	RI: 20°C 1.3774		
			TOXICITY: orl pgp, LDLO: 32,500 mg/kg


H7329.8 5-HEXENYLTRIMETHOXYSILANE			
Flash Pt. 68.5°C	C ₉ H ₂₀ O ₃ Si	CAS# 58751-56-7	
MW: 204.35	Purity: 97% (Isomers)	R&D ONLY	
BP: 193°C			
SG: 20°C 0.9	RI: 20°C 1.419		

H7331 n-HEXYLMETHYLDICHLOROSILANE			
Flash Pt. 85°C	C ₇ H ₁₆ Cl ₂ Si	CAS# 14799-94-1	
MW: 199.19	Purity: 97% (Isomers)	TSCA	
BP: 204-206°C			
SG: 20°C 0.993	RI: 20°C 1.4390		

H7332 n-HEXYLTRICHLOROSILANE			
Flash Pt. 85°C	C ₆ H ₁₃ Cl ₃ Si	CAS# 928-65-4	
MW: 219.61	Purity: 97% (Isomers)	TSCA	
BP: 191-192°C			
SG: 20°C 1.107	RI: 20°C 1.3473		

H7334 n-HEXYLTRIMETHOXYSILANE			
Flash Pt. 62°C	C ₉ H ₂₂ O ₃ Si	CAS# 3069-19-0	
MW: 206.35	Purity: 97% (Isomers)	TSCA	
BP: 202-203°C			

I7745 3-IODOPROPYLTRIETHOXYSILANE			
MW: 332.30	C ₉ H ₂₁ IO ₃ Si	CAS# 57483-09-7	
	Purity: 97% (Isomers)	R&D ONLY	

I7750 3-IODOPROPYLTRIMETHOXYSILANE			
Flash Pt. 78°C	C ₆ H ₁₃ IO ₃ Si	CAS# 14867-28-8	
MW: 290.17	Purity: 97% (Isomers)	R&D ONLY	
BP: 79-80°C/2 mm			
SG: 20°C 1.475	RI: 20°C 1.4714		

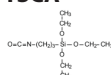


I7810 ISOBUTYLTRIMETHOXYSILANE

Flash Pt. 42°C C₇H₁₈O₃Si **CAS# 18395-30-7**
 MW: 178.30 Purity: 97% **TSCA**
 BP: 154-157°C (Isomers)
 SG: 20°C 0.933 RI: 20°C 1.3960

**I7840 3-ISOCYANATOPROPYLTRIETHOXYSILANE**

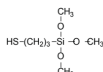
Flash Pt. 80°C C₁₀H₂₁NO₄Si **CAS# 24801-88-5**
 MW: 247.37 Purity: 95% **TSCA**
 BP: 130°C/20 mm
 SG: 20°C 0.99 RI: 20°C 1.419

**M8450 3-MERCAPTOPROPYLMETHYLDIMETHOXYSILANE**

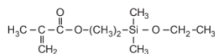
Flash Pt. 93°C C₈H₁₆O₂Si **CAS# 31001-77-1**
 MW: 180.34 Purity: 95% **TSCA**
 BP: 96°C/30 mm (Isomers)
 SG: 20°C 1.00 RI: 20°C 1.4502

**M8500 3-MERCAPTOPROPYLTRIMETHOXYSILANE**

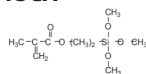
Flash Pt. 88°C C₆H₁₆O₃Si **CAS# 4420-74-0**
 MW: 196.34 Purity: 97% **TSCA**
 BP: 93°C/40 mm
 SG: 20°C 1.04 RI: 20°C 1.4440

**M8543 3-METHACRYLOXYPROPYLDIMETHYLETHOXYSILANE**

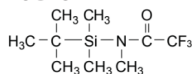
Flash Pt. 87°C C₁₁H₂₂O₃Si **CAS# 13731-98-1**
 MW: 230.38 Purity: 95% **R&D ONLY**
 BP: 75-76°C/0.4 mm
 SG: 20°C 0.926 RI: 20°C 1.4371

**M8550 3-METHACRYLOXYPROPYLTRIMETHOXYSILANE**

Flash Pt. 92°C C₁₀H₂₀O₃Si **CAS# 2530-85-0** **TOXICITY: orl rat, LD50: 3,000 mg/kg**
 MW: 248.35 Purity: 97% **TSCA**
 BP: 78-81°C/1 mm (Isomers)
 SG: 20°C 1.045 RI: 25°C 1.429

**M8637.1 N-METHYL-N-(t-BUTYLDIMETHYLSILYL)-TRIFLUOROACETAMIDE**

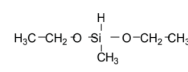
Flash Pt. 52°C C₉H₁₈F₃NOSi **CAS# 77377-52-7**
 MW: 241.33 Purity: 97% **R&D ONLY**
 BP: 168-170°C
 SG: 20°C 1.121 RI: 20°C 1.4018

**M8750 METHYLDICHLOROSILANE**

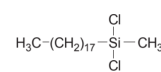
Flash Pt. -32°C CH₃Cl₂Si **CAS# 75-54-7** **TOXICITY: inh rat, LCLO: 300 ppm/4H; ipr rat, LD50: 150 mg/kg**
 MW: 115.03 Purity: 97% **TSCA**
 BP: 41-42°C Melting Pt: -93°C
 SG: 20°C 1.105 RI: 20°C 1.422

**M8800 METHYLDIETHOXYSILANE**

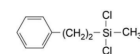
Flash Pt. 10°C C₅H₁₄O₂Si **CAS# 2031-62-1**
 MW: 134.25 Purity: 96% **TSCA**
 BP: 94-95°C
 SG: 20°C 0.829 RI: 20°C 1.3275

**M8850 METHYL-n-OCTADECYLDICHLOROSILANE**

Flash Pt. 185°C C₁₉H₄₀Cl₂Si **CAS# 5157-75-5**
 MW: 367.52 Purity: 97% **TSCA**
 BP: 185°C/2.5 mm (Isomers)
 SG: 20°C 0.930

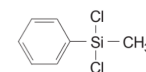
**M8893 METHYL(2-PHENETHYL)DICHLOROSILANE**

Flash Pt. 80°C C₉H₁₂Cl₂Si **CAS# 772-65-6**
 MW: 219.19 Purity: 97% **TSCA**
 BP: 99°C/6 mm (Isomers)
 SG: 20°C 1.127 RI: 20°C 1.5120

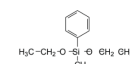
**M8930 METHYLPHENYLDICHLOROSILANE**

TOXICITY: ipr mus, LD50: 300 mg/kg

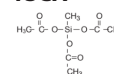
Flash Pt. 89°C C₇H₈Cl₂Si **CAS# 149-74-6**
 MW: 191.13 Purity: 97% **TSCA**
 BP: 205-206°C
 SG: 20°C 1.187 RI: 20°C 1.5180

**M8940 METHYLPHENYLDIETHOXYSILANE**

Flash Pt. 89°C C₁₁H₁₈O₂Si **CAS# 775-56-4**
 MW: 210.35 Purity: 97% **TSCA**
 BP: 117-118°C/31 mm
 SG: 20°C 0.963 RI: 20°C 1.4690

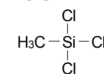
**M8980 METHYLTRIACETOXYLSILANE**

Flash Pt. 85°C C₇H₁₂O₆Si **CAS# 4253-34-3**
 MW: 220.25 Purity: 95% **TSCA**
 BP: 87-88°C/3 mm Melting Pt: 40°C
 SG: 20°C 1.175 RI: 20°C 1.4083

**M9000 METHYLTRICHLOROSILANE**

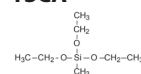
TOXICITY: ihl rat, LCLO: 450 ppm/4 H

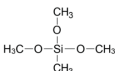
Flash Pt. -15°C CH₃Cl₃Si **CAS# 75-79-6**
 MW: 149.48 Purity: 97% **TSCA**
 BP: 66-67°C Melting Pt: -78°C
 SG: 20°C 1.275 RI: 20°C 1.4110

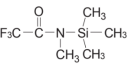
**M9050 METHYLTRIETHOXYSILANE**

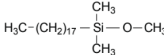
TOXICITY: orl rat, LD50: 13,720 mg/kg

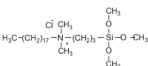
Flash Pt. 23°C C₇H₁₈O₃Si **CAS# 2031-67-6**
 MW: 178.30 Purity: 98% **TSCA**
 BP: 141-143°C (Isomers)
 SG: 20°C 0.895 RI: 20°C 1.3832

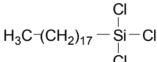



M9100	METHYLTRIMETHOXYSILANE	TOXICITY: orl rat, LD50: 12,500 mg/kg
Flash Pt. 8°C	C ₄ H ₁₂ O ₃ Si	CAS# 1185-55-3
MW: 136.22	Purity: 97%	TSCA
BP: 102-103°C		
SG: 20°C 0.955	RI: 20°C 1.3696	

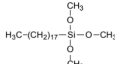
M9160	N-METHYL-N-TRIMETHYLSILYLTRIFLUOROACETAMIDE	
Flash Pt. 25°C	C ₆ H ₁₂ F ₃ NOSi	CAS# 24589-78-4
MW: 199.25	Purity: 97%	TSCA
BP: 131-132°C		
SG: 20°C 1.074	RI: 20°C 1.380	TOXICITY: ipr mus, LDLO: 1,000 mg/kg


O9743	n-OCTADECYLDIMETHYLMETHOXYSILANE	
Flash Pt. >110°C	C ₂₁ H ₄₆ OSi	CAS# 71808-65-6
MW: 342.68	Purity: 97%	TSCA
BP: 184-186°C/0.2 mm		
SG: 20°C 0.83	RI: 20°C 1.444	

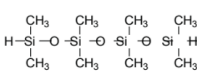
O9745	n-OCTADECYLDIMETHYL[(3-TRIMETHOXYSILYL)PROPYL]AMMONIUM CHLORIDE	
Flash Pt. 11°C	C ₂₆ H ₅₈ ClNO ₃ Si	CAS# 27668-52-6
MW: 496.29	Methanol: 50%	TSCA
SG: 20°C 0.89		

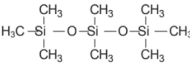
O9750	n-OCTADECYLTRICHLOROSILANE	
Flash Pt. 89°C	C ₁₈ H ₃₇ Cl ₃ Si	CAS# 112-04-9
MW: 387.93	Purity: 95% (Isomers)	TSCA
BP: 160-162°C/3 mm		
SG: 20°C 0.950	RI: 20°C 1.4602	


O9775	n-OCTADECYLTRIETHOXYSILANE	
Flash Pt. 195°C	C ₂₄ H ₅₂ O ₃ Si	CAS# 7399-00-0
MW: 416.76	Purity: 95% (Isomers)	R&D ONLY
BP: 165-169°C/2 mm		
SG: 20°C 0.87	RI: 20°C 1.4364	

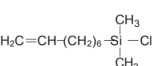
O9780	n-OCTADECYLTRIMETHOXYSILANE	
Flash Pt. 140°C	C ₂₁ H ₄₆ O ₃ Si	CAS# 3069-42-9
MW: 374.68	Purity: 97%	TSCA
BP: 150-155°C/2 mm	Melting Pt: 13-17°C	
SG: 20°C 0.885	RI: 20°C 1.439	

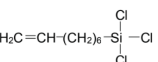
O9810	OCTAMETHYLCYCLOTETRASILOXANE	
Flash Pt. 60°C	C ₈ H ₂₄ O ₄ Si ₄	CAS# 556-67-2
MW: 296.61	Purity: 97%	TSCA
BP: 175-176°C	Melting Pt: 17.5°C	
SG: 20°C 0.956	RI: 20°C 1.3968	

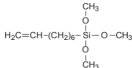
O9814	1,1,3,3,5,5,7,7-OCTAMETHYLTETRASILOXANE	
Flash Pt. 78°C	C ₈ H ₂₆ O ₃ Si ₄	CAS# 1000-05-1
MW: 282.63	Purity: 95%	TSCA
BP: 169-170°C		
SG: 20°C 0.863	RI: 20°C 1.3875	

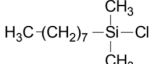
O9816	OCTAMETHYLTRISILOXANE	
Flash Pt. 29°C	C ₈ H ₂₄ O ₂ Si ₃	CAS# 107-51-7
MW: 236.53	Purity: 97%	TSCA
BP: 152-153°C	Melting Pt: -86°C	
SG: 20°C 0.820	RI: 20°C 1.3848	

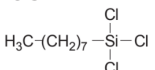
O9817.1	OCTAPHENYLCYCLOTETRASILOXANE	
Flash Pt. 392°C	C ₄₈ H ₄₀ O ₄ Si ₄	CAS# 546-56-5
MW: 793.18	Purity: N/A	TSCA
BP: 332°C/1 mm	Melting Pt: 200°C	
SG: 22°C 1.185		

O9817.2	7-OCT-1-ENYLDIMETHYLCHLOROSILANE	
Flash Pt. 95°C	C ₁₀ H ₁₂ ClSi	CAS# 17196-12-2
MW: 204.81	Purity: 96% (Isomers)	TSCA
BP: 98°C/11 mm		
SG: 20°C 0.80	RI: 20°C 1.4455	

O9818	7-OCT-1-ENYLTRICHLOROSILANE	
Flash Pt. 63°C	C ₈ H ₁₅ Cl ₃ Si	CAS# 52217-52-4
MW: 245.65	Purity: 97% (Isomers)	TSCA
BP: 223-224°C		
SG: 20°C 1.07	RI: 20°C 1.4578	

O9818.3	7-OCT-1-ENYLTRIMETHOXYSILANE	
Flash Pt. 95°C	C ₁₁ H ₂₄ O ₃ Si	CAS# 52217-57-9
MW: 232.39	Purity: 97% (Isomers)	TSCA
BP: 48-49°C/0.1 mm		

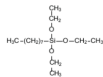
O9819	n-OCTYLDIMETHYLCHLOROSILANE	
Flash Pt. 97°C	C ₁₀ H ₂₃ ClSi	CAS# 18162-84-0
MW: 206.83	Purity: 97% (Isomers)	TSCA
BP: 222-225°C		
SG: 20°C 0.794	RI: 25°C 1.4328	

O9830	n-OCTYLTRICHLOROSILANE	
Flash Pt. 97°C	C ₈ H ₁₇ Cl ₃ Si	CAS# 5283-66-9
MW: 206.83	Purity: 97% (Isomers)	TSCA
BP: 224-226°C		
SG: 20°C 1.074	RI: 20°C 1.447	

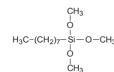


P09835 n-OCTYLTRITHOXYSILANE

Flash Pt. 100°C C₁₄H₃₂O₃Si **CAS# 2943-75-1**
 MW: 276.48 Purity: 97% **TSCA**
 BP: 98-99°C/2 mm (Isomers)
 SG: 20°C 0.88 RI: 20°C 1.4150

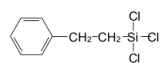
**P09840 n-OCTYLTRIMETHOXYSILANE**

Flash Pt. 68°C C₁₁H₂₆O₃Si **CAS# 3069-40-7**
 MW: 234.41 Purity: 95% **R&D ONLY**
 BP: 191-192°C (Isomers)
 SG: 20°C 0.907 RI: 20°C 1.417

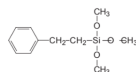
**P0110 PHENETHYLTRICHLOROSILANE**

TOXICITY: ori rat, LD50: 2,830 mg/kg

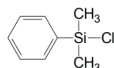
Flash Pt. 91°C C₈H₉Cl₃Si **CAS# 940-41-0**
 MW: 239.60 Purity: 97% **TSCA**
 BP: 93-96°C/3 mm (Isomers)
 SG: 20°C 1.240 RI: 20°C 1.5185

**P0113 PHENETHYLTRIMETHOXYSILANE**

Flash Pt. 109°C C₁₁H₁₈O₃Si **CAS# 49539-88-0**
 MW: 226.35 Purity: 97% **TSCA**
 BP: 95-96°C/2 mm (Isomers)
 SG: 20°C 1.037 RI: 20°C 1.4753

**P0160 PHENYLDIMETHYLCHLOROSILANE**

Flash Pt. 61°C C₈H₁₁ClSi **CAS# 768-33-2**
 MW: 170.71 Purity: 97% **TSCA**
 BP: 192-193°C
 SG: 20°C 1.032 RI: 25°C 1.5082

**P0172 PHENYLMETHYLVINYLCHLOROSILANE**

Flash Pt. 72°C C₉H₁₁ClSi **CAS# 17306-05-7**
 MW: 182.72 Purity: 97% **TSCA**
 BP: 79-80°C/3-4 mm
 SG: 20°C 1.034 RI: 20°C 1.5197

**P0180 PHENYLMETHYLVINYLSILANE**

Flash Pt. 58°C C₉H₁₂Si **CAS# 17878-39-6**
 MW: 148.28 Purity: 97% **TSCA**
 BP: 56-57°C/7 mm
 SG: 20°C 0.891 RI: 25°C 1.5115

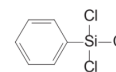
**P0192 PHENYSILANE**

Flash Pt. 8°C C₆H₅Si **CAS# 694-53-1**
 MW: 108.21 Purity: 97% **TSCA**
 BP: 120°C
 SG: 20°C 0.868 RI: 20°C 1.5125

**P0280 PHENYLTRICHLOROSILANE**

TOXICITY: ori rat LD50: 2,340 mg/kg

Flash Pt. 90°C C₆H₄Cl₃Si **CAS# 98-13-5**
 MW: 211.55 Purity: 97% **TSCA**
 BP: 201°C
 SG: 20°C 1.329 RI: 25°C 1.525

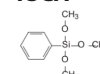
**P0320 PHENYLTRITHOXYSILANE**

TOXICITY: ori rat LD50: 2,830 mg/kg

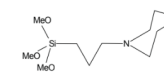
Flash Pt. 96°C C₁₂H₂₀O₃Si **CAS# 780-69-8**
 MW: 240.37 Purity: 97% **TSCA**
 BP: 112-113°C/10 mm
 SG: 20°C 0.996 RI: 20°C 1.4718

**P0330 PHENYLTRIMETHOXYSILANE**

Flash Pt. 29°C C₉H₁₄O₃Si **CAS# 2996-92-1**
 MW: 198.29 Purity: 97% **TSCA**
 BP: 211°C
 SG: 20°C 1.064 RI: 20°C 1.4734

**P0683 3-PIPERIDINOPROPYLTRIMETHOXYSILANE**

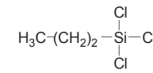
Flash Pt. N/A C₁₁H₂₅NO₃Si **CAS# 76750-52-2**
 MW: 247.41 Purity: 97% **R&D ONLY**
 BP: N/A (Isomers)
 SG: N/A RI: N/A

**P0686 3-PIPERAZINOPROPYLTRIMETHOXYSILANE**

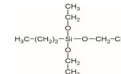
Flash Pt. N/A C₁₀H₂₄N₂O₃Si **CAS# 40762-28-5**
 MW: 248.39 Purity: 97% **R&D ONLY**
 BP: 108°C/1 (Isomers)
 SG: N/A RI: N/A

**P0800 n-PROPYLTRICHLOROSILANE**

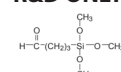
Flash Pt. 35°C C₃H₇Cl₃Si **CAS# 141-57-1**
 MW: 177.53 Purity: 97% **TSCA**
 BP: 123-125°C (Isomers)
 SG: 20°C 1.185 RI: 25°C 1.429

**P0810 n-PROPYLTRIMETHOXYSILANE**

Flash Pt. 34°C C₆H₁₆O₃Si **CAS# 1067-25-0**
 MW: 164.27 Purity: 97% **TSCA**
 BP: 142°C (Isomers)
 SG: 25°C 0.932 RI: 25°C 1.3880

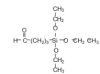
**PSX1050 4-TRIMETHOXYSILYLBUTYLALDEHYDE**

MW: 192.29 C₇H₁₆O₄Si **CAS# 501004-24-6**
 Purity: 90% **R&D ONLY**
 (Isomers)



PSX1055 4-TRIETHOXYSILYLBUTYLALDEHYDE

MW: 234.37

 $C_{10}H_{22}O_4Si$ Purity: 90%
(Isomers)**CAS# 88276-92-0****R&D ONLY****T1807 TETRAETHOXSILANE**TOXICITY: orl rat, LD50:
6,270 mg/kg

Flash Pt. 46°C

 $C_8H_{20}O_4Si$ **CAS# 78-10-4**

MW: 208.33

Purity: 97%

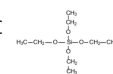
TSCA

BP: 169°C

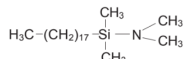
Melting Pt: -85°C

SG: 20°C 1.934

RI: 20°C 1.3838

**PSX5241 DIMETHYLAMINOCTADECYLDIMETHYLSILANE**

MW: 355.71

 $C_{22}H_{49}NSi$ Purity: 95%
(Isomers)**CAS# N/A****R&D ONLY****T1808 TETRAETHOXSILANE**TOXICITY: orl rat, LD50:
6,270 mg/kg

Flash Pt. 46°C

 $C_8H_{20}O_4Si$ **CAS# 78-10-4**

MW: 208.33

Purity: 99%

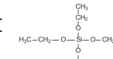
TSCA

BP: 169°C

Melting Pt: -85°C

SG: 20°C 1.934

RI: 20°C 1.3838

**S1588 STYRYLETHYLTRIMETHOXSILANE**

Flash Pt. 93°C

 $C_{13}H_{21}O_3Si$ **CAS# 134000-44-5**

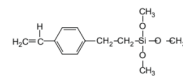
MW: 266.64

Purity: 95%

TSCA

BP: 198°C/0.1 mm

SG: 20°C 1.02

**T1915 TETRAKIS(DIMETHYLSILOXY)SILANE**

Flash Pt. 67°C

 $C_8H_{28}O_4Si_5$ **CAS# 17082-47-2**

MW: 328.73

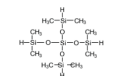
Purity: 97%

R&D ONLY

BP: 188-190°C

SG: 25°C 0.884

RI: 25°C 1.3841

**S1590 3-(N-STYRYLMETHYL-2-AMINOETHYLAMINO)PROPYLTRIMETHOXY SILANE HYDROCHLORIDE**

Flash Pt. 24°C

 $C_{17}H_{31}ClN_2O_3Si$ **CAS# 34937-00-3**

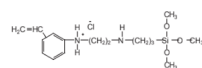
MW: 374.98

Methanol: 40%

TSCA

SG: 20°C 0.91

RI: 20°C 1.395

**T1920 TETRAKIS(2-ETHYLBUTOXY)SILANE**TOXICITY: orl rat, LD50:
22,130 mg/kg

Flash Pt. 116°C

 $C_{24}H_{52}O_4Si$ **CAS# 78-13-7**

MW: 432.76

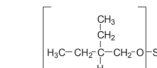
Purity: 97%

TSCA

BP: 166-171°C/2 mm

SG: 20°C 0.892

RI: 25°C 1.430

**T1750 TETRA-n-BUTOXYSILANESILANE**

Flash Pt. 110°C

 $C_{16}H_{36}O_4Si$ **CAS# 4766-57-8**

MW: 320.54

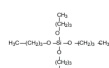
Purity: 97%

TSCA

BP: 115°C/3 mm

SG: 20°C 0.899

RI: 25°C 1.4126

**T1968 TETRAKIS(TRIMETHYLSILOXY)TITANIUM**

Flash Pt. 47°C

 $C_{12}H_{36}O_4Si_4Ti$ **CAS# 15990-66-6**

MW: 404.66

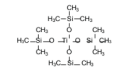
Purity: 97%

R&D ONLY

BP: 110°C/10 mm

SG: 20°C 0.900

RI: 25°C 1.4278

**T1800 TETRACHLOROSILANE**

Flash Pt. 58°C

 Cl_4Si **CAS# 10026-04-7**

MW: 169.90

Purity: 97%

R&D ONLY

BP: 57°C

Melting Pt: -70°C

SG: 20°C 1.481

RI: 25°C 1.4153

**T2000 1,3,5,7-TETRAMETHYLCYCLOTETRASILOXANE**

Flash Pt. 31°C

 $C_4H_{16}O_4Si$ **CAS# 2370-88-9**

MW: 240.51

Purity: 95%

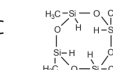
TSCA

BP: 134-135°C

Melting Pt: -69°C

SG: 20°C 0.991

RI: 20°C 1.3870

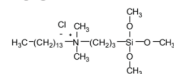
**T1803 n-TETRADECYLDIMETHYL(3-TRIMETHOXYSILYLPROPYL)AMMONIUM CHLORIDE**

Flash Pt. 11°C

 $C_{22}H_{50}ClNO_3Si$ **CAS# 41591-87-1**

MW: 440.18

Methanol: 50%

TSCA**T2018 1,1,3,3-TETRAMETHYL-1,3-DIETHOXYDISILOXANE**

Flash Pt. 38°C

 $C_8H_{22}O_3Si_2$ **CAS# 18420-09-2**

MW: 222.43

Purity: 97%

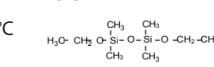
TSCA

BP: 161°C

Melting Pt: -134°C

SG: 20°C 0.879

RI: 25°C 1.3880

**T1806 1,1,3,3-TETRAETHOXY-1,3-DIMETHYLDISILOXANE**

Flash Pt. 58°C

 $C_{10}H_{26}O_5Si_2$ **CAS# 8001-60-0**

MW: 282.48

Purity: 97%

TSCA

BP: 205°C

SG: 20°C 0.953

RI: 20°C 1.3912

**T2030 1,1,3,3-TETRAMETHYLDISILOXANE**

Flash Pt. -12°C

 $C_4H_{14}OSi_2$ **CAS# 3277-26-7**

MW: 134.33

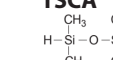
Purity: 97%

CAS# 30110-74-8

BP: 70-71°C

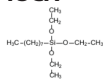
SG: 20°C 0.757

RI: 20°C 1.3669

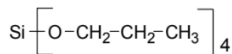


T2050 TETRAMETHYLSILANE

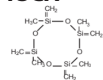
Flash Pt. -28°C C₄H₁₂Si **CAS# 75-76-3**
 MW: 88.22 Purity: 99.9% **TSCA**
 BP: 26.6-26.7°C
 SG: 0.641 RI: 1.3588

**T2090 TETRAPROPOXYSILANE**

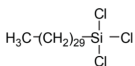
Flash Pt. 156°C C₁₂H₂₈Cl₄Si **CAS# 682-01-9**
 MW: 264.44 Purity: 98% **TSCA**
 BP: 224-225°C
 SG: 20°C 0.916 RI: 20°C 1.401

**T2160 1,3,5,7-TETRAVINYL-TETRAMETHYLCYCLOTETRASILOXANE**

Flash Pt. 112°C C₁₂H₂₄O₄Si₄ **CAS# 27342-69-4**
 MW: 344.66 Purity: 97% **TSCA**
 BP: 110°C/10 mm Melting Pt: -42°C
 SG: 20°C 0.998 RI: 20°C 1.4342

**T2190 TRIACONTYLTRICHLOROSILANE**

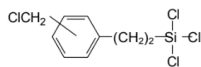
Flash Pt. >200°C C₃₀H₆₁Cl₃Si **CAS# 70851-48-8**
 MW: 556.26 Purity: 80% **TSCA**
 BP: 95-96°C/2 mm

**T2450 TRICHLOROSILANE**

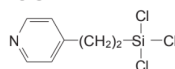
Flash Pt. -13°C Cl₃HSi **CAS# 10025-78-2**
 MW: 135.45 Purity: 97% **TSCA**
 BP: 31.9°C Melting Pt: -128°C
 SG: 20°C 1.342 RI: 20°C 1.402

**T2455 1-TRICHLOROSILYL-2-(p,m-CHLOROMETHYLPHENYL)ETHANE**

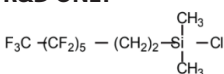
Flash Pt. >93°C C₉H₁₀O₄Si **CAS# 58274-32-1**
 MW: 288.08 Purity: 97% **R&D ONLY**
 BP: 111-112°C/1.5 mm
 SG: 20°C 1.32

**T2482 4-[2-(TRICHLOROSILYL)ETHYL]PYRIDINE**

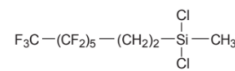
Flash Pt. 4°C C₇H₈Cl₃NSi **CAS# 17082-70-1**
 MW: 240.59 Toluene: 25% **TSCA**
 BP: 56-57°C/7 mm

**T2490 (TRIDECAFLUORO-1,1,2,2-TETRAHYDROOCTYL)-1-DIMETHYLCHLOROSILANE**

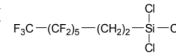
Flash Pt. 52°C C₁₀H₁₀ClF₁₃Si **CAS# 102488-47-1**
 MW: 440.70 Purity: 97% **R&D ONLY**
 BP: 189-191°C
 SG: 20°C 1.473 RI: 20°C 1.3453

**T2491 (TRIDECAFLUORO-1,1,2,2-TETRAHYDROOCTYL)-1-METHYLDICHLOROSILANE**

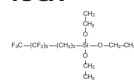
Flash Pt. 51°C C₉H₇Cl₂F₁₃Si **CAS# 73609-36-3**
 MW: 461.12 Purity: 97% **R&D ONLY**
 BP: 189-190°C

**T2492 (TRIDECAFLUORO-1,1,2,2-TETRAHYDROOCTYL)-1-TRICHLOROSILANE**

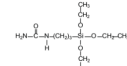
Flash Pt. >200°C C₈H₄Cl₃F₁₃Si **CAS# 78560-45-9**
 MW: 481.54 Purity: 97% **TSCA**
 BP: 189-190°C Melting Pt: -13°C
 SG: 20°C 1.30 RI: 20°C 1.351

**T2494 (TRIDECAFLUORO-1,1,2,2-TETRAHYDROOCTYL)-1-TRIETHOXSILANE**

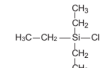
Flash Pt. 84°C C₁₄H₁₉F₁₃O₃Si **CAS# 51851-37-7**
 MW: 510.36 Purity: 97% **TSCA**
 BP: 86°C/1.5 mm
 SG: 20°C 1.351 RI: 20°C 1.3436

**T2507 N-(TRIETHOXSILYL)PROPYLENEUREA**

Flash Pt. 10°C C₁₀H₂₄N₂O₄Si **CAS# 23779-32-0**
 MW: 266.64 Purity: 97% **TSCA**
 SG: 20°C 1.91 RI: 20°C 1.386

**T2520 TRIETHYLCHLOROSILANE**

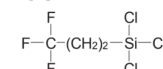
Flash Pt. 30°C C₆H₁₅ClSi **CAS# 994-30-9**
 MW: 150.72 Purity: 97% **TSCA**
 BP: 144-145°C
 SG: 20°C 0.896 RI: 20°C 1.4313

**T2523 TRIETHYLSILANE**

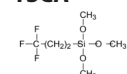
Flash Pt. -3°C C₆H₁₈Si **CAS# 617-86-7**
 MW: 116.28 Purity: 97% **TSCA**
 BP: 107-108°C Melting Pt: -157°C
 SG: 20°C 0.731 RI: 20°C 1.4123

**T2845 (3,3,3-TRIFLUOROPROPYL)TRICHLOROSILANE**

Flash Pt. 15°C C₃H₄Cl₃ **CAS# 592-09-6**
 MW: 231.50 Purity: 97% **TSCA**
 BP: 113-114°C (Isomers)
 SG: 20°C 1.395 RI: 20°C 1.385

**T2847 (3,3,3-TRIFLUOROPROPYL)TRIMETHOXSILANE**

Flash Pt. 37°C C₆H₁₃O₃F₃Si **CAS# 429-60-7**
 MW: 218.25 Purity: 97% **TSCA**
 BP: 144°C (Isomers)
 SG: 20°C 1.3546 RI: 20°C 1.137



T2885 TRIISOPROPYLCHLOROSILANE

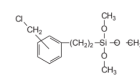
Flash Pt. 62°C C₉H₂₁ClSi **CAS# 13154-24-0**
 MW: 192.80 Purity: 97% **TSCA**
 BP: 80°C/10 mm
 SG: 20°C 0.903 RI: 25°C 1.4515

**T2895 TRIMETHOXYSILANE**

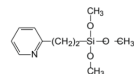
Flash Pt. -9°C C₃H₁₀O₃Si **CAS# 2487-90-3**
 MW: 122.20 Purity: 97% **R&D ONLY**
 BP: 86-87°C Melting Pt: -114°C
 SG: 20°C 0.860 RI: 20°C 1.3687

**T2902 TRIMETHOXYSILYL-2(p,m-CHLOROMETHYL)PHENYLETHANE**

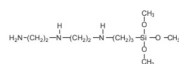
Flash Pt. 130°C C₁₂H₁₉ClO₃Si **CAS# 68128-25-6**
 MW: 274.82 Purity: 97% **TSCA**
 BP: 115°C/1.5 mm
 SG: 20°C 1.12

**T2907 2-(TRIMETHOXYSILYL)ETHYL-2-PYRIDINE**

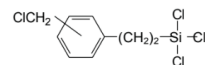
Flash Pt. >110°C C₁₀H₁₇NO₃Si **CAS# N/A**
 MW: 227.33 Purity: 97% **TSCA**
 BP: 105°C/0.3 mm

**T2910 TRIMETHOXYSILYLPROPYLDIETHYLENETRIAMINE**

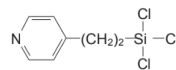
Flash Pt. 137°C C₁₀H₂₇N₃O₃Si **CAS# 35141-30-1**
 MW: 265.43 Purity: 97% **TSCA**
 BP: 114-118°C/2 mm
 SG: 20°C 1.03 RI: 20°C 1.463

**T2455 1-TRICHLOROSILYL-2-(p,m-CHLOROMETHYLPHENYL)ETHANE**

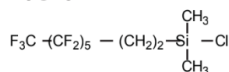
Flash Pt. >93°C C₉H₁₀O₄Si **CAS# 58274-32-1**
 MW: 288.08 Purity: 97% **R&D ONLY**
 BP: 111-112°C/1.5 mm
 SG: 20°C 1.32

**T2482 4-[2-(TRICHLOROSILYL)ETHYL]PYRIDINE**

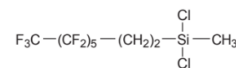
Flash Pt. 4°C C₇H₈Cl₃NSi **CAS# 17082-70-1**
 MW: 240.59 Toluene: 25% **TSCA**
 BP: 56-57°C/7 mm

**T2490 (TRIDECAFLUORO-1,1,2,2-TETRAHYDROOCTYL)-1-DIMETHYLCHLOROSILANE**

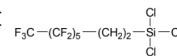
Flash Pt. 52°C C₁₀H₁₀ClF₁₃Si **CAS# 102488-47-1**
 MW: 440.70 Purity: 97% **R&D ONLY**
 BP: 189-191°C
 SG: 20°C 1.473 RI: 20°C 1.3453

**T2491 (TRIDECAFLUORO-1,1,2,2-TETRAHYDROOCTYL)-1-METHYLDICHLOROSILANE**

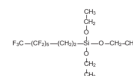
Flash Pt. 51°C C₉H₇Cl₂F₁₃Si **CAS# 73609-36-3**
 MW: 461.12 Purity: 97% **R&D ONLY**
 BP: 189-190°C

**T2492 (TRIDECAFLUORO-1,1,2,2-TETRAHYDROOCTYL)-1-TRICHLOROSILANE**

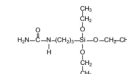
Flash Pt. >200°C C₈H₄Cl₃F₁₃Si **CAS# 78560-45-9**
 MW: 481.54 Purity: 97% **TSCA**
 BP: 189-190°C Melting Pt: -13°C
 SG: 20°C 1.30 RI: 20°C 1.351

**T2494 (TRIDECAFLUORO-1,1,2,2-TETRAHYDROOCTYL)-1-TRIETHOXYSILANE**

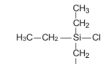
Flash Pt. 84°C C₁₄H₁₉F₁₃O₃Si **CAS# 51851-37-7**
 MW: 510.36 Purity: 97% **TSCA**
 BP: 86°C/1.5 mm
 SG: 20°C 1.351 RI: 20°C 1.3436

**T2507 N-(TRIETHOXYSILYL)PROPYL)UREA**

Flash Pt. 10°C C₁₀H₂₄N₂O₄Si **CAS# 23779-32-0**
 MW: 266.64 Purity: 97% **TSCA**
 SG: 20°C 1.91 RI: 20°C 1.386

**T2520 TRIETHYLCHLOROSILANE**

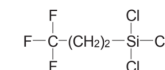
Flash Pt. 30°C C₆H₁₅ClSi **CAS# 994-30-9**
 MW: 150.72 Purity: 97% **TSCA**
 BP: 144-145°C
 SG: 20°C 0.896 RI: 20°C 1.4313

**T2523 TRIETHYLSILANE**

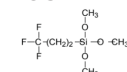
Flash Pt. -3°C C₆H₁₈Si **CAS# 617-86-7**
 MW: 116.28 Purity: 97% **TSCA**
 BP: 107-108°C Melting Pt: -157°C
 SG: 20°C 0.731 RI: 20°C 1.4123

**T2845 (3,3,3-TRIFLUOROPROPYL)TRICHLOROSILANE**

Flash Pt. 15°C C₃H₄Cl₃ **CAS# 592-09-6**
 MW: 231.50 Purity: 97% **TSCA**
 BP: 113-114°C (Isomers)
 SG: 20°C 1.395 RI: 20°C 1.385

**T2847 (3,3,3-TRIFLUOROPROPYL)TRIMETHOXYSILANE**

Flash Pt. 37°C C₆H₁₃O₃F₃Si **CAS# 429-60-7**
 MW: 218.25 Purity: 97% **TSCA**
 BP: 144°C (Isomers)
 SG: 20°C 1.3546 RI: 20°C 1.137



T2885 TRIISOPROPYLCHLOROSILANE

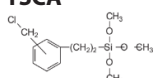
Flash Pt. 62°C C₉H₂₁ClSi **CAS# 13154-24-0**
 MW: 192.80 Purity: 97% **TSCA**
 BP: 80°C/10 mm
 SG: 20°C 0.903 RI: 25°C 1.4515

**T2895 TRIMETHOXYSILANE**

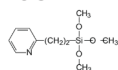
Flash Pt. -9°C C₃H₁₀O₃Si **CAS# 2487-90-3**
 MW: 122.20 Purity: 97% **R&D ONLY**
 BP: 86-87°C Melting Pt: -114°C
 SG: 20°C 0.860 RI: 20°C 1.3687

**T2902 TRIMETHOXYSILYL-2(p,m-CHLOROMETHYL)PHENYLETHANE**

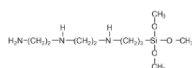
Flash Pt. 130°C C₁₂H₁₉ClO₃Si **CAS# 68128-25-6**
 MW: 274.82 Purity: 97% **TSCA**
 BP: 115°C/1.5 mm
 SG: 20°C 1.12

**T2907 2-(TRIMETHOXYSILYL)ETHYL-2-PYRIDINE**

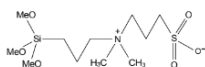
Flash Pt. >110°C C₁₀H₁₇NO₃Si **CAS# N/A**
 MW: 227.33 Purity: 97% **TSCA**
 BP: 105°C/0.3 mm

**T2910 TRIMETHOXYSILYLPROPYLDIETHYLENETRIAMINE**

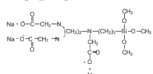
Flash Pt. 137°C C₁₀H₂₇N₃O₃Si **CAS# 35141-30-1**
 MW: 265.43 Purity: 97% **TSCA**
 BP: 114-118°C/2 mm Melting Pt: -128°C
 SG: 20°C 1.03 RI: 20°C 1.463

**T2912 N-(3-(TRIMETHOXYSILYL)PROPYL)DIMETHYLAMMONIOPROPYLSULFONATE**

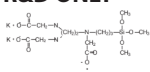
Flash Pt. N/A C₁₁H₂₇NO₆SSi **CAS# 151778-80-2**
 MW: 329.20 Methanol: 50% **R&D ONLY**
 BP: N/A
 SG: N/A RI: N/A

**T2913 N-[(3-TRIMETHOXYSILYL)PROPYL]ETHYLENEDIAMINE TRIACETIC ACID, TRISODIUM SALT**

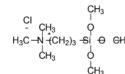
C₁₄H₂₅Na₃O₉Si **CAS# 128850-89-5**
 MW: 462.42 Water: 50% **R&D ONLY**

**T2913.1 N-[(3-TRIMETHOXYSILYL)PROPYL]ETHYLENEDIAMINE TRIACETIC ACID, TRIPOTASSIUM SALT**

Flash Pt. 52°C C₁₄H₂₅K₃O₉Si **CAS# N/A**
 MW: 482.73 Water: 50% **R&D ONLY**
 BP: 189-191°C
 SG: 20°C 1.473 RI: 20°C 1.3453

**T2925 1-PROPANAMONIUM-N-N-N-TRIMETHYL-3-TRIMETHOXYSILYL)-CHLORIDE**

Flash Pt. 11°C C₈H₂₄ClNO₃Si **CAS# 35141-36-7**
 MW: 257.83 Methanol: 50% **TSCA**
 SG: 20°C 0.927 RI: 20°C 1.3966

**T2950 TRIMETHYLCHLOROSILANE**

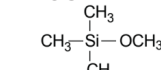
Flash Pt. -27°C C₃H₉ClSi **CAS# 75-77-4**
 MW: 108.64 Purity: 97% **TSCA**
 BP: 57.6°C
 SG: 20°C 0.858 RI: 20°C 1.3855

**T2951 TRIMETHYLCHLOROSILANE (99%)**

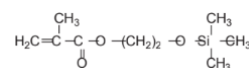
Flash Pt. -27°C C₃H₉ClSi **CAS# 75-77-4**
 MW: 108.64 Purity: 99% **TSCA**
 BP: 57.6°C
 SG: 20°C 0.858 RI: 20°C 1.3855

**T2992 TRIMETHYLMETHOXYSILANE**

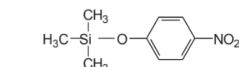
Flash Pt. -11°C C₄H₁₂O₂Si **CAS# 1825-61-2**
 MW: 104.44 Purity: 96% **TSCA**
 BP: 57-58°C
 SG: 0.756 g/mL RI: 20°C 1.3678

**T3060 2-(TRIMETHYLSILOXY)ETHYLMETHACRYLATE**

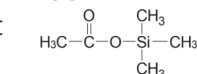
Flash Pt. 42°C C₉H₁₈O₃Si **CAS# 17407-09-9**
 MW: 202.32 Purity: 96% **TSCA**
 BP: 65°C/0.9 mm
 SG: 20°C 0.995 RI: 20°C 1.4300

**T3100 p-TRIMETHYLSILOXYNITROBENZENE**

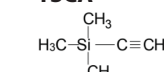
Flash Pt. 105°C C₉H₁₃NO₃Si **CAS# 114-66-0**
 MW: 221.29 Purity: 97% **TSCA**
 BP: 104°C/1 mm
 SG: 25°C 1.099 RI: 20°C 1.5293

**T3254 TRIMETHYLSILYLACETATE**

Flash Pt. 4°C C₅H₁₂O₂Si **CAS# 2754-27-0**
 MW: 132.23 Purity: 97% **TSCA**
 BP: 103-104°C Melting Pt: -32°C
 SG: 20°C 0.891 RI: 20°C 1.3890

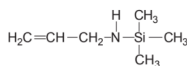
**T3258 TRIMETHYLSILYLACETYLENE**

Flash Pt. -34°C C₅H₁₀Si **CAS# 1066-54-2**
 MW: 98.22 Purity: 97% **TSCA**
 BP: 52°C
 SG: 20°C 0.709 RI: 20°C 1.390

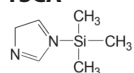


T3259.5 N-TRIMETHYLSILYLALLYLAMINE

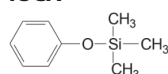
Flash Pt. 10°C C₆H₁₅NSi **CAS# 10519-97-8**
 MW: 129.28 Purity: 94% **R&D ONLY**
 BP: 110-112°C
 RI: 25°C 1.4127

**T3600 N-TRIMETHYLSILYLIMIDAZOLE**

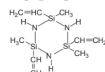
Flash Pt. 80°C C₈H₁₂N₂Si **CAS# 18156-74-6**
 MW: 140.26 Purity: 97% **TSCA**
 BP: 99°C/14 mm
 SG: 20°C 0.95 RI: 20°C 1.4756

**T3705 TRIMETHYLSILYLPHENOXIDE**

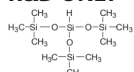
Flash Pt. 41°C C₉H₁₄OSi **CAS# 1529-17-5**
 MW: 166.29 Purity: 97% **TSCA**
 BP: 81°C/23 mm
 SG: 20°C 0.926 RI: 20°C 1.4782

**T3812 1,3,5-TRIMETHYL-1,3,5-TRIVINYLCYCLOTRISILAZANE**

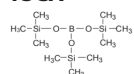
Flash Pt. >70°C C₉H₂₁N₃Si₃ **CAS# 5505-72-6**
 MW: 255.54 Purity: 97% **R&D ONLY**
 BP: 106-109°C/11 mm
 SG: 20°C 0.939 RI: 20°C 1.4802

**T4251 TRIS(TRIMETHYLSILOXY)SILANE**

Flash Pt. 50°C C₉H₂₈O₃Si₄ **CAS# 1873-89-8**
 MW: 296.66 Purity: 97% **R&D ONLY**
 BP: 64°C/10 mm
 SG: 20°C 0.852 RI: 20°C 1.3865

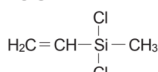
**T4252 TRIS(TRIMETHYLSILOXY)BORON**

Flash Pt. 10°C C₉H₂₇BO₃Si₃ **CAS# 4325-85-3**
 MW: 278.38 Purity: 97% **TSCA**
 BP: 110-112°C
 SG: 20°C 0.828 RI: 25°C 1.3860

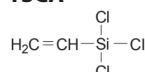
**V4772 VINYL METHYLDICHLOROSILANE**

TOXICITY: ipr mus, LD50: 270 mg/kg

Flash Pt. 4°C C₃H₆Cl₂Si **CAS# 124-70-9**
 MW: 141.07 Purity: 97% **TSCA**
 BP: 92-93°C
 SG: 20°C 1.087 RI: 20°C 1.4270

**V4900 VINYLTRICHLOROSILANE**

Flash Pt. 21°C C₂H₃Cl₃Si **CAS# 75-94-5**
 MW: 161.49 Purity: 97% **TSCA**
 BP: 93°C
 SG: 20°C 1.243 RI: 20°C 1.429

**V4790 VINYL METHYLDIETHOXYSILANE**

Flash Pt. 16°C C₇H₁₆O₂Si **CAS# 5507-44-8**
 MW: 160.29 Purity: 97% **TSCA**
 BP: 133-134°C
 SG: 20°C 0.858 RI: 20°C 1.4000

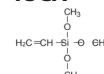
**V4910 VINYL TRIETHOXYSILANE**

TOXICITY: ori rat, LD50: 22,500 mg/kg

Flash Pt. 45°C C₉H₁₈O₃Si **CAS# 78-08-0**
 MW: 190.31 Purity: 97% **TSCA**
 BP: 160-161°C (Isomers)
 SG: 20°C 0.903 RI: 20°C 1.396

**V4917 VINYL TRIMETHOXYSILANE**

Flash Pt. 23°C C₅H₁₂O₃Si **CAS# 2768-02-7**
 MW: 148.23 Purity: 97% **TSCA**
 BP: 123°C
 SG: 20°C 0.970 RI: 20°C 1.3930

**V4930 VINYL TRIPHENOXYSILANE**

Flash Pt. -15°C C₂₀H₁₈O₃Si **CAS# 18666-65-4**
 MW: 334-45 Purity: 97% **TSCA**
 BP: 210°C/7 mm
 SG: 25°C 1.130 RI: 25°C 1.562



UCT SPECIALTIES SILICONE FLUIDS



USING THIS SECTION

The format of this presentation does not allow full descriptions of many of the polymer materials listed. The following guidelines may be helpful in understanding our chemistry: Polymer viscosities can vary $\pm 10\%$ although normally they are controlled within much closer tolerances. Homopolymer fluids are more closely controlled. The fluids are usually polymerized to data sheet viscosity. Occasionally the fluids have been blended within decades to adjust viscosity. Molecular weights reported are not determinations, but correlations to viscosity. Unless otherwise noted, fluids are usually trimethylsiloxy terminated.

Composition of copolymers listed in the tables is indicated by mole percent in parentheses immediately preceding each comonomer.

Abbreviations

BP - Boiling Point in °C

cSt - Centistoke

D.C. - Dielectric Constant

F.P. - Flash Point in °C

mp - Melting Point in °C

M.W. - Molecular Weight

R.I. - Refractive Index at 25°C for polymers and 20°C for monomers

P.P. - Pour Point in °C

S.G. - Specific Gravity at 25°C

S.T. - Surface Tension in dynes/cm

Tc - Thermal Conductivity at 25°C g.cal/sec/cm²/°C/1 cm thickness x 10⁻⁴

Te - Coefficient of Thermal Expansion cc/cc/°C x 10⁻⁴

Tg - Glass Transition Temperature, °C

Visc. - Viscosity in centistokes at 25°C

V.T.C. Viscosity - Temperature Coefficient [1-(visc @ 100°C/visc @ 38°C)]

INTRODUCTION

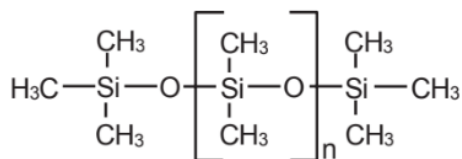
Silicone fluids have truly amazing versatility and new uses are continually being developed. We hope the wide range of products presented in this section encourages researchers to build better polymers and uncover novel applications.

The name "silicone" denotes a polymer



Where n is between 0-3 and m is 2 or larger. The term "silicone" arose from very old work in which investigators erroneously assumed that oxygen was bound to silicon by a double bond similar to that in ketones.

The simplest silicones are polydimethylsiloxanes. Polydimethylsiloxanes exhibit the basic structure of silicones.



The repeating unit of the polymer (Me₂SiO), the dimethyl siloxane unit, is referred to as a D unit. The termination unit (Me₃SiO), the trimethylsiloxy group, is referred to as an M unit. The structure drawn above may be described as MD_nM. The silicones do not have to be linear. They can contain branch points, MeSiO₃ and SiO₄, referred to as T and Q groups, respectively. The branch points introduce rigidity in the structure. This relatively simple chemistry at low molecular weights leads to fluids, and at high molecular weights leads to gums which may be crosslinked to form elastomeric products.

The methyl group in silicone may be substituted by a variety of other groups including, most commonly, phenyl, vinyl and hydrogen. When the substituents of the silicon are not methyl, a superscript is added to the unit. DPh indicates a phenylmethyl siloxane unit. MVi indicates a vinyl dimethyl siloxane unit. M' indicates a dimethyl hydrogen siloxane unit. In some naming systems the apostrophe is not specific for hydrogen but indicates any non-methyl unit. The substitution, branching and molecular weight of the polymers dictate uses.

Low molecular weight siloxanes are most widely used as monomers and terminators in the polymerization of higher molecular weight silicones. Two general methods of polymerization are employed. Gums and non-silanol terminated fluids are produced by base-catalyzed (anionic) polymerization. Under typical conditions potassium, sodium or tetramethylammonium silanolate catalysts are introduced into a mixture of monomers and endcappers. The mixtures are equilibrated by heating under moderate conditions (60-150°C). Polydimethylsiloxanes may be prepared from hexamethylcyclotrisiloxane, octamethylcyclotetrasiloxane or decamethylcyclopentasiloxane monomers with an endcapper like hexamethyldisiloxane or the less volatile decamethyltetrasiloxane. Cyclic siloxanes can also be polymerized with mineral acid catalysts. This method is used primarily for low molecular weight silanol terminated, or hydride functional siloxanes.

The relative reactivity towards acids is: $D_3 > MM > MDM > MD_2M > D_4$

The relative reactivity towards bases is: $D_3 > D_4 > MD_2M > MDM > MM$

Many important end-use applications that do not involve further polymerization have been developed for the lower molecular weight siloxanes. The cyclic siloxanes provide a unique hydrophobic treatment for reactive siliceous fillers. This includes such applications as treatment of precipitated silicas for use as reinforcing fillers and roofing granules to improve the weatherability of shingles. The high volatility of the cyclic siloxanes has led to the introduction of specially purified cosmetic grades as carriers in idry feeli deodorants. Diphenylmethylsiloxyl endcapped fluids are used in diffusion pump applications. These fluids are useful in vacuums as low as 10^{-10} torr. (see section on diffusion pump fluid).

UCT now offers a wide variety of substituted polymers. The vinyl (p. 95), hydride (p. 98), and silanol (p. 100), fluids are widely used in silicone RTV systems. These polymers, together with the catalysts (p. 106) and crosslinkers (p. 101), that are also offered, provide the raw materials for RTV systems. Some two part RTV user-ready system are offered (p. 118).

Organically substituted fluids are readily available in a number of varying forms. Polymers and copolymers containing amino, methacryl, mercapto, and other functionalities are available. In addition, UCT research staff is constantly endeavoring to produce new and novel polymers to meet the needs of new applications.

POLYDIMETHYLSILOXANE FLUIDS, TRIMETHYLSILOXY TERMINATED

Silicone fluids have unique properties because they are not products of petroleum or organic chemistry. They were the first, and are still the only, major class of polymers that are products of inorganic chemistry. Silicone fluids consist of a broad range of different materials with the following characteristics:

- **Wide Service Temperature Range**
- **Low Viscosity Change vs. Temperature**
- **Thermal Stability**
- **Low Flammability**
- **Shear Stability**
- **Dielectric Stability**
- **High Compressibility**
- **Low Surface Tension**
- **Low Toxicity**

These features have facilitated the adoption of silicones as dielectric, hydraulic, heat transfer, power transmission and damping fluids. They have found applications when incorporated as additives in plastics and rubbers as process and release aids, into coatings for flow and level control and into process streams as antifoams. Other unique properties have led to their introduction in acoustical applications as ultrasonic sensor and sonar buoys. Light refractive and index matching properties have allowed the use of silicones in fiberoptic and optoelectronics. This proliferation of applications has engendered many improvements and refinements of silicone fluids.

Conventional fluids are the well-known general purpose silicones described in chemical notation as polydimethylsiloxanes. They are commercially produced in viscosities ranging from 0.65 to 2,500,000 cSt.

Conventional silicone fluids are composed of polymer chains with unique flexibility. Polydimethylsiloxane has virtually no energy barrier for rotation. This results in one of the lowest glass-transition temperatures of any polymer. The liquid surface tension of polydimethylsiloxane is lower than the critical surface tension of wetting (24 dynes/cm). This causes polymers to spread over their own adsorbed films. An important consequence of the low intermolecular forces in polysiloxanes is the highest permeability coefficients of any polymer for oxygen and nitrogen.

The fluids are thermally stable indefinitely at 150°C in air. Fluids with viscosities of 50 cSt or greater have negligible vapor pressure.

At viscosities greater than 1,000 cSt correlating to molecular weights greater than 30,000, polymer chain entanglement occurs, resulting in leveling of physical property change vs. viscosity. Refractive index, surface tension, density, and viscosity-temperature coefficients are strikingly flat.

Low viscosity fluids (0.65 – 20 cSt) offer maximum compressibility, lowest temperature service and heat transfer properties. They are soluble in a greater variety of solvents than higher viscosity fluids including petroleum oils. Their dispersibility and surface active properties make them excellent antifoams and leveling and flow control aids in coating applications. Low temperature applications include heat exchangers, bath and thermostats. They are used as dielectric media in rectifiers and electronic modules. The combined temperature and electronic characteristics make these polydimethylsiloxanes suited for cooling in magnetrons and other electric power transduction applications. Ultrasonic applications are based on low viscosity fluids due to their low acoustical velocities.

Low viscosity fluids are utilized in many precision applications. Apart from the obvious mechanical advantages of the low viscosity, they offer higher purity levels and more discrete vapor pressure control than higher viscosity fluids. The different types are described below.

Intermediate viscosity fluids (50 – 1000 cSt) have a remarkable diversity of uses, from brake fluids to electronics to hand creams. They make excellent, safe, low-volatility heat transfer media, mold releases for rubber, plastic and glass parts, lubrication for most non-metal to metal contact, and toners for photocopyers.

They are found in hydraulic systems, inertial guidance systems, delicate timing and photographic devices, and as dielectric fluids in electronic components, such as capacitors and transformers.

These fluids are suitable for polish and other high-gloss water-repellent coatings, antifoams, grease and oil formulations (when mixed with thickeners, such as silica and bentonite). High performance greases can be produced by compounding the silicone fluid with extreme pressure additives, such as polytetrafluoroethylene or molybdenum disulfide.

High viscosity fluids (5,000 – 2,500,000 cSt) are employed as internal lubricants and process aids for thermoplastics and die casting. They are used as band-ply lubricants in the rubber industry, damping fluids for meters, and liquid springs in shock absorbers and load cell applications. The paint industry employs 100,000 cSt Fluid additives to create “hammer” finishes. Fluids with viscosities of 1,000,000 cSt or greater serve as impact modifiers for thermoplastic resins and as mold release agents.

Other fluids

Silohydrocarbons are thermally stable fluids which possess superior metal lubrication and wear characteristics when compared to conventional silicones. Four ball wear scar at 40 kg load (75°C) is 0.9 mm, the best value reported for any unmodified silicone fluid. Their discrete branched structure gives them low volatility characteristics when compared to equivalent viscosity organic oils. They also have lower viscosity-temperature coefficients. They exhibit liquid behavior between -60 and 205°C. They do not affect finishing and painting operations.

The tetraalkoxysilanes possess excellent thermal stability and a broad temperature range of liquid behavior that widens as length and branching is introduced in the substituents. The alkoxysilanes maintain fluidity at extremely low temperatures. A variety of heat exchange applications include solar panels utilize tetrabutoxysilane (T1750), and tetrakis(2-ethylbutoxy)silane (T1920). The alkoxysilanes are also excellent dielectric fluids and have been employed in airborne radar where lubricity at low temperature conditions is required.

Oligomeric siloxanes are low molecular weight versions of conventional silicones. They are available in high purity and are used in applications in which their low toxicity, inertness and low solubility parameters are desirable. They have been used as cleaning, polishing and damping media. The lowest viscosity member of the series – hexamethyldisiloxane (H7310) and octamethyltrisiloxane (O9816) have compressibilities at 20,000 psi of 11.9% respectively.



PROPERTIES OF CONVENTIONAL SILICONE FLUIDS

The properties of specific viscosity grades of polydimethylsiloxanes are given on the following pages. Other properties which do not vary significantly with viscosity are listed below for 5 to 2,500,000 cSt fluids.

Electrical

Dielectric strength: 350 – 400 V/mil
Dielectric constant 10^2 - 10^6 Hz, 20°: 2.44 - 2.76
Dissipation factor: 0.0001
Volume resistivity: 1×10^{15} ohm-cm at 20°C

Thermal

Specific Heat: 0.37 cal/g/°C
Heat of Formation: -2.41 Kcal/g
Heat of combustion (>50 cSt): 6.13 Kcal/g
Glass transition temperature: -128°C
Gel time, 150°C: indefinite
Gel time for intermediate viscosity fluids, 200°C: 200 hours
Gel time for high viscosity fluids, 200°C: 100 hours
Autoignition temperature: greater than 460°C

Mechanical

Coefficient of adiabatic compressibility: 1.0×10^{-10} cm⁻²/dyne
Volume reduction of 100 cSt fluid:

at 1,000 psi - 0.70 – 0.75%
at 10,000 psi - 5.50 – 5.90%
at 20,000 psi - 9.00 – 9.20%
at 40,000 psi - 13.30 – 13.80%

Acoustical

Velocity of sound, m/s

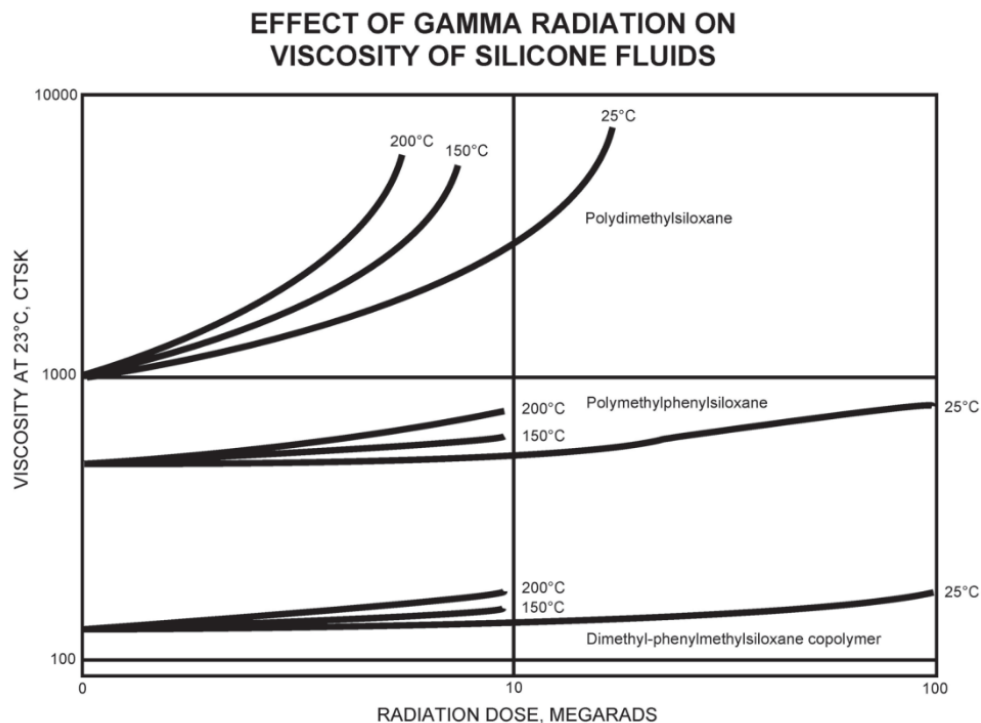
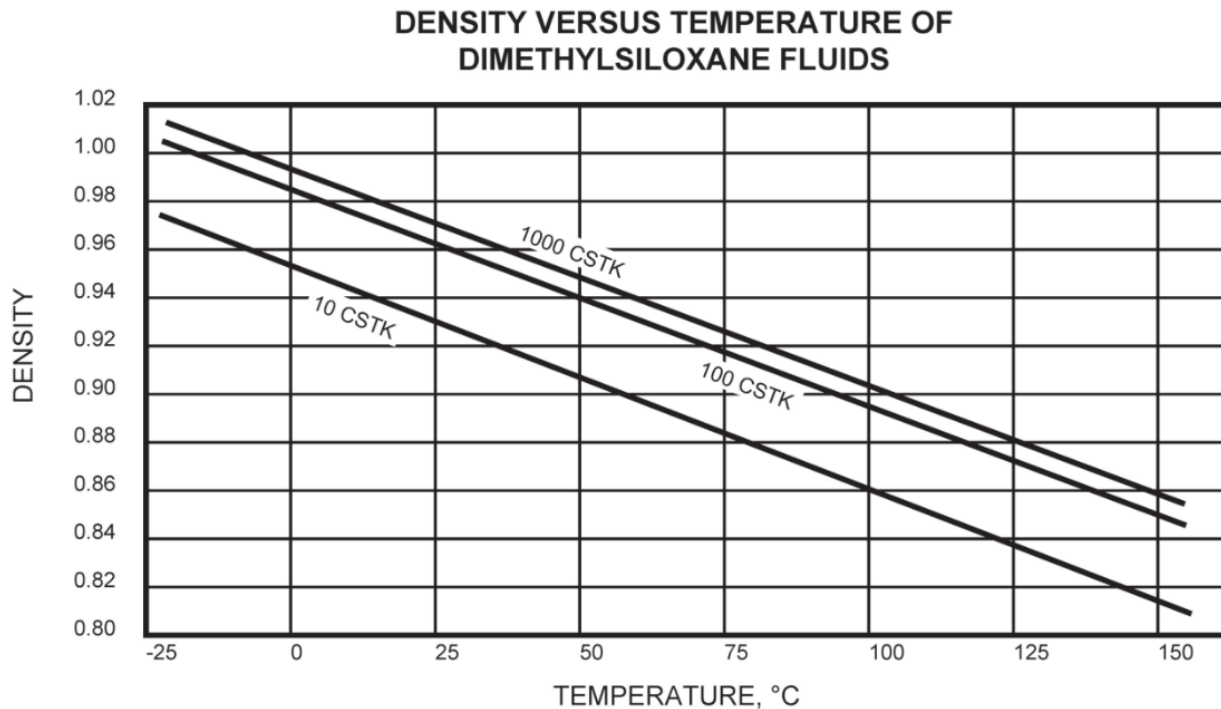
Fluid viscosity (cSt)	30°C	50.7°C
0.65	873	795
2.0	931	863
20	975	918
100	985	930
1000	987	933

Solubility Of Fluids

Methylene chloride, chlorofluorocarbons, ethyl ether, xylene and methylethyl ketone are typical solvents for dimethylsiloxanes. Low viscosity polymers are also soluble in acetone, ethanol, dioxane and dihexyladipate. They are insoluble in methanol, cyclohexanol and ethylene glycol. The solubility parameter for 100 cSt fluid is 7.4.

Reactivity

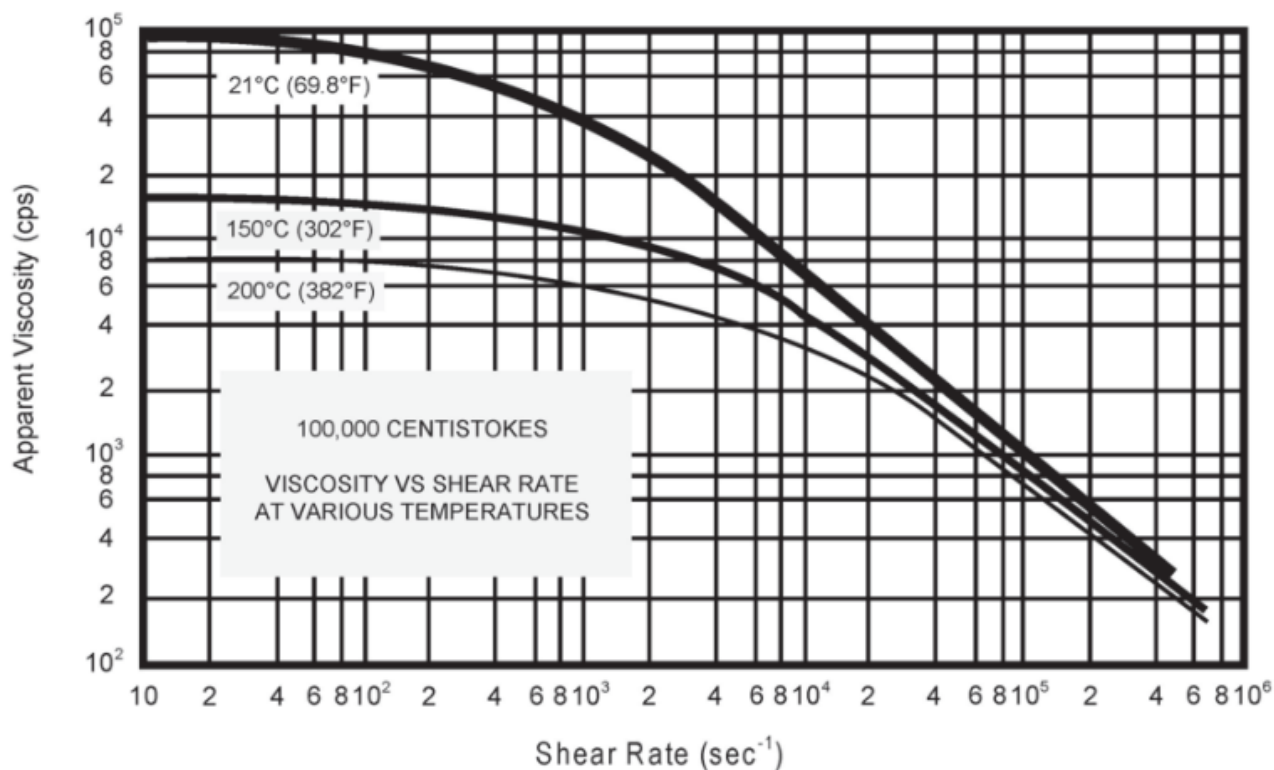
While they exhibit low reactivity under many conditions, certain environments are destructive to silicone fluids. Hydrogen fluoride, for example, attacks the silicone-oxygen bond to produce dimethylsilyl fluorides and water. Strong bases, such as methanolic potassium hydroxide, destroy silicone fluids and create resinous by-products. Thermal degradation at elevated temperatures causes rearrangement of the siloxane bonds to produce volatile by-products. Free-radical reaction of the methyl groups to form cross-linked materials by oxidation with peroxy compounds increases fluid viscosity and causes the fluid to gel.



Viscosity Data For Conventional Silicone Fluids Supplementary Tables

By careful selection polydimethylsiloxane can be used to effect precise viscosity control. Low viscosity fluids are Newtonian in behavior. High viscosity fluids exhibit non-Newtonian viscosity at high shear rates as shown in the following chart.

VISCOSITY VS. SHEAR RATE



VISCOSITY CONVERSION CHART

Centistokes	Poise	SSU	Zahn #1	Zahn #2	Zahn #3	Zahn #4	Zahn #5	Ford #3	Ford #4	Krebs	SAE	Example
1	0.01	31										Water
10	0.10	60	30	16				9	5			
20	0.20	100	37	18				12	10			
40	0.40	210	52	22				25	18			
60	0.60	320	68	27				33	25	33	10	
80	0.80	430	81	34				41	31	37		
100	1.0	530		41	12	10		50	34	40	20	Olive oil
200	2.0	1000		82	23	17	10	90	58	52		
300	3.0	1475			34	24	15	130	74	60	30	
400	4.0	1950			46	30	20	170	112	64	40	Glycerine
500	5.0	2480			58	38	25	218	143	68	90	
1000	10.0	600				69	49	390	264	85		Castor oil
2000	20.0	9400						800	540	103		
3000	30.0	14500						1230	833	121		
4000	40.0	18500						1570	1060	133		
5000	50.0	23500							1350			
6000	60.0	28000							1605			
7000	70.0	32500							1870			
8000	80.0	37000							2120			
9000	90.0	41000							2360			
10000	100	46500							2670			
15000	150	69400										
20000	200	92500										
30000	300	138600										
40000	400	185000										
50000	500	231000										
60000	600	277500										
70000	700	323500										
80000	800	370000										
90000	900	415500										
100000	1000	462000										
125000	1250	578000										
150000	1500	694000										
175000	1750	810000										
200000	2000	925000										

BLENDED SILICONE FLUIDS

Any standard viscosity grade of polydimethylsiloxane can be blended together with another viscosity of the same fluid to produce an intermediate viscosity. The blend chart listed provides a means for determining the proper blend ratio.

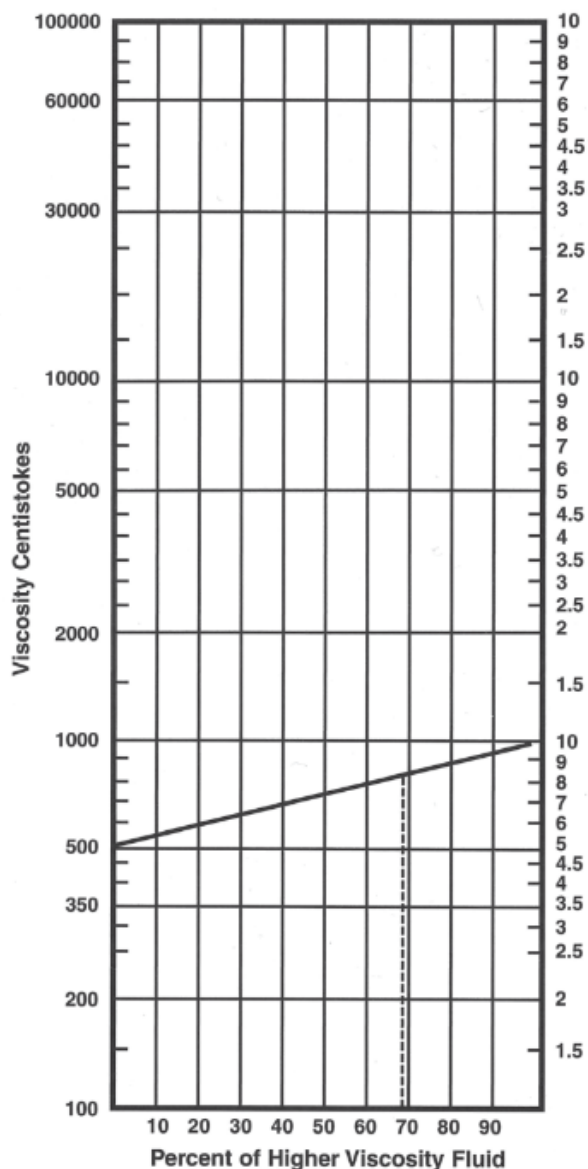
The chart should be used as follows:

Decide upon the viscosity grades to be blended. For high accuracy, measure the actual viscosity of the blending fluids. Locate the lower viscosity on the left hand scale. Locate the higher viscosity on the right hand scale. Connect these two points with a straight line.

Locate the point where the line indicating the desired blend viscosity intersects the constructed line. From this point, follow down to the horizontal scale to read the percent of the higher viscosity fluid to use in the blend.

This method is reasonably accurate in predicting blend viscosity when the two fluids differ in viscosity by no more than one magnitude (one power of ten). When fluids covering a wider range are blended, the chart will only approximate the finished viscosity. To achieve a viscosity of 800 cSt as shown in the example 68% of 1000 cSt and 32% of 500 cSt fluids are blended.

The following equation can be used in place of the chart to calculate blending ratios:



$$\text{Log } \lambda = \frac{A \log \alpha + B \log \beta}{100}$$

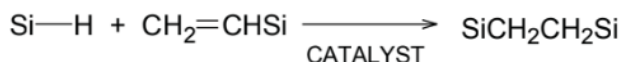
λ = target viscosity
 α = viscosity of one of the blending silicones
 β = viscosity of other blending silicone
 A = percentage of silicone α
 B = percentage of silicone β

CONVENTIONAL SILICONE FLUIDS												
Catalog #	Viscosity (cSt)	Molecular Weight	Specific Gravity	Refractive Index	Flash Point (°C)	Pour Point (°C)	Viscosity Temp. Coefficient	Coefficient of Thermal Expansion (x 10 ⁻⁴ /°C)	Surface Tension	Thermal Conductivity (cal/cm ² sec x 10 ⁻⁴ /°C)	Dielectric Constant	Dielectric Strength (Volts/mil)
POLYDIMETHYLSILOXANES, TRIMETHYLSILOXY, TERMINATED - CAS# [63148-62-9]												
PS034	0.65	162	0.761	1.3750	-1	-68	0.32	13.4	15.9	2.4	2.20	300
PS035	1.0	237	0.818	1.3825	38	-85	0.37	13.4	17.4	2.4	2.30	350
PS038	5.0	770	0.918	1.3970	135	-65	0.54	11.2	19.7	2.8	2.60	375
PS039	10	1,250	0.935	1.3990	163	-65	0.56	10.8	20.1	3.2	2.68	375
PS039.5	20	2,000	0.950	1.4000	232	-65	0.59	10.7	20.6	3.4	2.72	375
PS040	50	3,780	0.960	1.4015	285	-65	0.59	10.6	20.8	3.6	2.75	400
PS041	100	5,970	0.966	1.4025	315	-65	0.60	9.3	20.9	3.7	2.75	400
PS041.2	200	9,430	0.968	1.4030	315	-60	0.60	9.3	21.0	3.7	2.75	400
PS041.5	350	13,650	0.970	1.4031	315	-60	0.60	9.3	21.1	3.8	2.75	400
PS042	500	17,250	0.971	1.4033	315	-55	0.60	9.3	21.1	3.8	2.75	400
PS043	1,000	28,000	0.971	1.4034	315	-50	0.61	9.3	21.2	3.8	2.75	400
PS044	5,000	49,350	0.973	1.4035	315	-48	0.61	9.3	21.3	3.8	2.75	400
PS045	10,000	62,700	0.974	1.4035	315	-48	0.61	9.3	21.5	3.8	2.75	400
PS046	12,500	67,700	0.974	1.4035	315	-46	0.61	9.3	21.5	3.8	2.75	400
PS047	30,000	91,700	0.976	1.4035	315	-43	0.61	9.3	21.5	3.8	2.75	400
PS047.5	60,000	116,500	0.976	1.4035	315	-42	0.61	9.2	21.5	3.8	2.75	400
PS048	100,000	139,000	0.977	1.4035	321	-41	0.61	9.2	21.5	3.8	2.75	400
PS048.5	350,000	204,000	0.977	1.4035	321	-41	0.61	9.2	21.5	3.8	2.75	400
PS049	600,000	260,000	0.978	1.4035	321	-41	0.61	9.2	21.6	3.8	2.75	400
PS049.5	1,000,000	308,000	0.978	1.4035	321	-39	0.62	9.2	21.6	3.8	2.75	400
PS050	2,500,000	423,000	0.978	1.4035	321	-38	0.62	9.2	21.6	3.8	2.75	400

VINYL POLYMERS AND COPOLYMERS

Vinyl Terminated Siloxanes

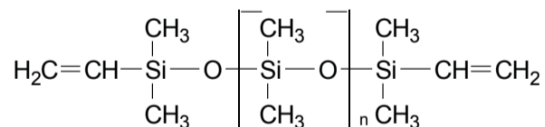
Vinyl terminated siloxanes are usually employed in addition cure systems. The addition reaction of polyfunctional silicon hydride to unsaturated groups in polysiloxane chains is achieving increasing importance as a cure method for silicone elastomers. The bond forming chemistry is the hydrosilation reaction which proceeds according to the following equation:



Typical hybrid crosslinkers are methylhydro-dimethylsiloxane copolymers with 20 – 60% methyl hydrogen. In special instances hydride terminated siloxanes are utilized for chain extension. Vinyl terminated polydimethylsiloxanes with viscosities greater than 100 cSt contain less than 1% volatile material. Specialty vinyl terminated materials include phenylmethylvinyl and divinylmethyl materials. Vinyl terminated siloxanes with internal vinyl are used in gel formulations for both dielectrics and orthopedic pads.

Elastomers produced by this method have demonstrated increased toughness, tensile strength and dimensional stability. Both terminal and internal vinyl groups may be cured by this method, although the former usually leads to greater toughness. The most widely used catalyst systems are solutions or complexes of platinum in alcohols, ethers, divinylsiloxanes and cyclic vinylsiloxanes. Moderators of cure rate include cyclic vinyl siloxanes 95 (PS925). In two-part formulations, the A component usually contains 5 – 10 ppm platinum and vinyl-containing siloxane. The part B component usually contains a hydride functional siloxane and a vinylsiloxane. Single component addition cure systems contain fugitive inhibitors of the platinum, usually conjugated polar materials. Enhanced tear strength is achieved by the use of vinyl resin reinforced vinyl dimethyl terminated polydimethylsiloxanes. Other mechanical properties are improved and unlike reinforced systems, optical clarity is maintained.

Polydimethylsiloxane, vinyl dimethyl terminated – CAS# 68083-19-2 (TSCA)



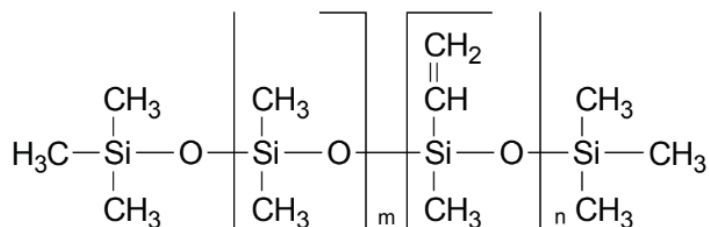
Cat#	Visc (cSt)	Mol. Wt.	Wt% vinyl	SG	Comments
PS441	100	6000	0.8 – 1.2	0.97	
PS441.2	200	9400		0.97	Base polymer or blend of liquid RTV systems
PS442	500	17,200		0.97	
PS443	1000	28,000	0.18 – 0.26	0.97	
PS444	5000	49,000		0.97	
PS445	10,000	62,000		0.97	High strenght RTV systems
PS447.6	65,000	117,000	0.04 – 0.06	0.97	
PS448	100,000	139,000		0.97	
PS448.5	165,000	155,000		0.97	
PS449	600,000	260,000		0.98	High consistency RTV systems

VINYL FUNCTIONAL COPOLYMERS

Vinylmethylsiloxane copolymers are mostly used in activated cure systems which involve free radical coupling and addition reactions between the vinyl and methyl groups. Peroxide catalysts are normally employed at 140 – 160°C, followed by a post-cure 25 – 30°C higher to remove volatile peroxide decomposition products and stabilize silicone properties. The most widely used peroxides include benzoylperoxide (often as a 50% concentrate in silicone), dicumylperoxide (often 40% on calcium carbonate), di-t-butylperoxide and bis(dichlorobenzoyl)-peroxide. The last peroxide is particularly recommended for aromatic containing siloxanes. While vinylsiloxane chemistry is well-known for gum rubber stocks, the use of lower viscosity materials for gels in electronics and medical devices is growing. Typical applications include orthopedic pads and dielectric encapsulants. Cure chemistry in these cases is not limited to peroxides but includes the addition cure systems already described under vinyl-terminated siloxanes. Vinyl-functional siloxanes are also employed in copolymerization with vinyl monomers and as surfactants for organosols.

They also form reactive internal lubricants for vulcanizeable rubber formulations. These polymers can also be utilized in solvent or emulsion copolymerization, or grafting with a number of different olefins (styrene, vinyl chloride, and various alkylenes). They are used to increase glass transition temperature in unsaturated polyesters. UCT Specialties also offers a line of vinyl terminated silicone fluids containing phenyl functionality. The products are valuable ingredients in addition cure RTV systems where higher refractive index is required. The products are of particular interest to optical and fiberoptical applications. Phenyl functionality also provides greater temperature serviceability. Polymerization continues through the terminal vinyl groups.

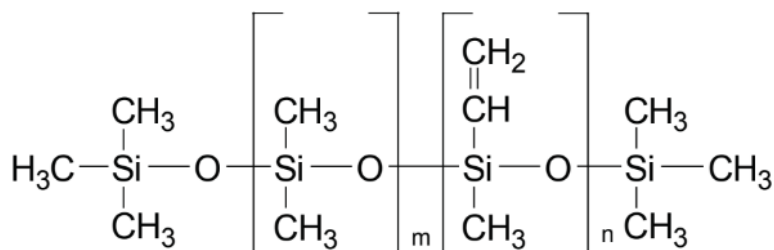
Vinylmethyl, dimethylsiloxane copolymer, trimethylsiloxy terminated – CAS# 67762-94-1 (TSCA)



Cat#	Visc (cSt)	Wt% vinyl	SG	Comments
PS422	250	1.0	0.97	Peroxide or Platinum cure
PS424	1000	7.5	0.97	
PS426	1000	1.0	0.97	

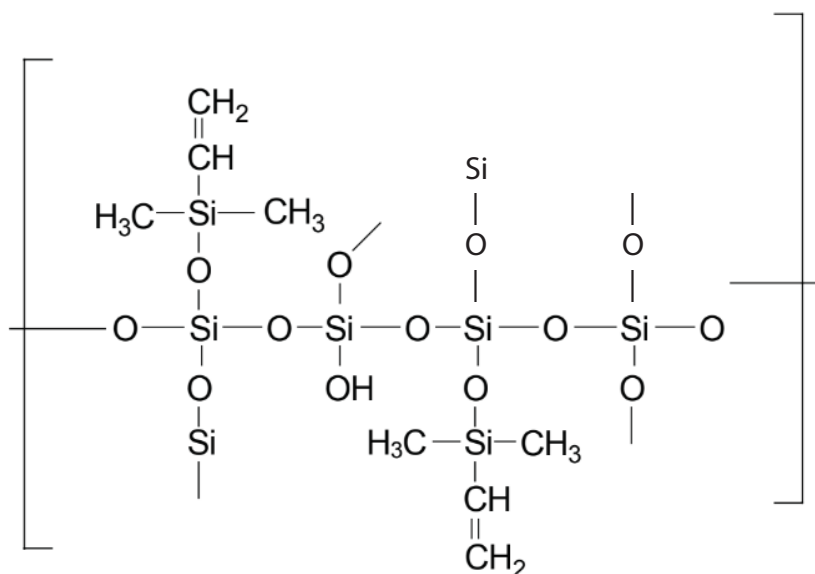


Vinylmethyl, dimethylsiloxane copolymer, vinyl dimethyl terminated – CAS# 68083-18-1 (TSCA)



Cat#	Visc (cSt)	Wt% vinyl	SG	Comments
PS493	1000	0.4	0.97	Peroxide or Platinum cure

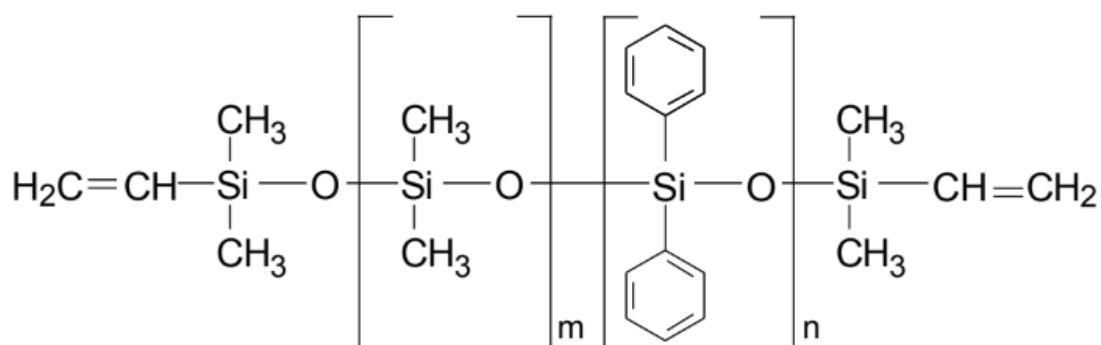
Vinyl Q-resin dispersion – CAS# 68584-83-8 (TSCA)



Cat#	Visc (cSt)	Wt% vinyl	SG	Comments
PS496	5000	1.02		High strength RTV systems

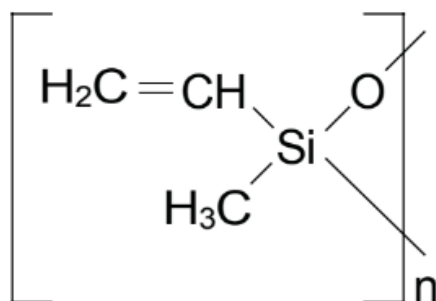
VINYL TERMINATED FLUIDS

Diphenyldimethyl copolymer, vinyl terminated – CAS# 68951-96-2 (TSCA)



Cat#	Visc (cSt)	MW	Mole % Dimethyl	Mole % Diphenyl	RI
PS765	10,000	49,000	95.0	5.0	1.432
PS782	500	9,300	84.0	16.0	1.465
PS783	1,000	18,900	84.0	16.0	1.465
PS786	30,000	N/A	84.0	16.0	1.465
PS793	1,500	12,500	76.5	23.5	1.493

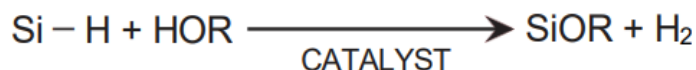
Cyclic vinylmethylsiloxanes – CAS# 68082-23-5



Cat#	Visc (cSt)	Wt% vinyl	SG	Comments
PS925	3 - 7	13.5 – 40.5	0.98	


ORGANO-HYDROSILOXANE POLYMERS AND COPOLYMERS

Polymethylhydrosiloxanes have a unique reactivity among the silicones. They undergo three basic classes of reactions. They can react with silanol terminated polymers and hydroxyl active materials in the presence of tin octoate, zinc octoate and a variety of other metal salt catalysts to form bonds with the evolution of hydrogen.



This reaction is used to formulate silicone elastomers with a wide variety of physical and performance properties as well as to impart water repellency to glass, leather, paper and fabric surfaces. It can also impart free flowing characteristics to powders and granular materials. Application is generally from dilute (0.5 – 2.0%) solutions in hydrocarbons or chlorinated solvents. The coating may be cured at 110 – 150°C. Accelerators include dibutyltin dilaurate and zinc, iron or tin octoates. In addition to the formal chemistry described above crosslinking due to oxidation also participates in the cure of these systems.

Polymethylhydrosiloxane will hydrosilylate olefins in the presence of precious metal catalysts.

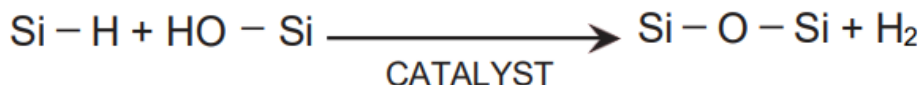


The widest application of hydrosilylation chemistry is in addition cure RTV and LTV systems. The most widely used polymethylhydrosiloxanes for these applications are the dimethyl copolymers which have more readily controlled reactivity than the homopolymers and result in tougher polymers with a lower crosslink density. Although the reaction with vinyl functional silicones does take place in 1:1 stoichiometry, the ratio of hydride to vinyl in commercial products is typically 2:1 and may be as high as 6:1.

Polymethylhydrosiloxanes behave as mild selective reducing agents. They have been used directly or coupled with a tin hydride or platinum catalyst. While performing many of the same reactions as Dibal-H or sodium borohydride, no hydrolysis is required to destroy the excess material prior to work-up. Reduction of aldehydes and ketones including selective steroid positions has been accomplished with polymethylhydrosiloxane in the presence of a catalytic amount of tributyltin oxide or (dibutylacetoxytin) oxide. Reduction of olefins, nitroaromatics and acid chlorides has been completed in the presence of Pd/C. Reactions can be run in the presence of air, moisture and in solvents such as hexane, methylene chloride and dioxane.

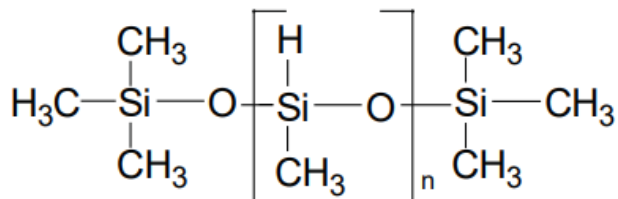
Polymethylhydro fluids exhibit the highest compressibility of silicone fluids – 9.32% at 20000 psi – and the lowest viscosity temperature coefficient – 0.50.

The hydride terminated polymers are usually employed in addition cure elastomers or in metal salt catalyzed reactions with silanol containing materials. The former is discussed in the section entitled Vinyl Fluids. The reaction with silanols is written as follows.



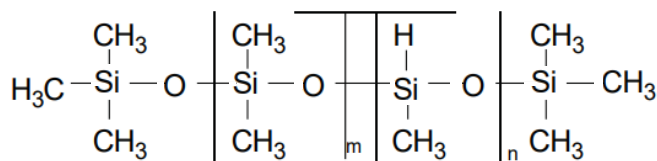
The catalysis for the reaction include ferric, tin and zinc chlorides, acetates and octoates, and platinum complexes.

Polymethylhydrosiloxane, trimethylsilyl terminated – CAS# 63148-57-2 (TSCA)



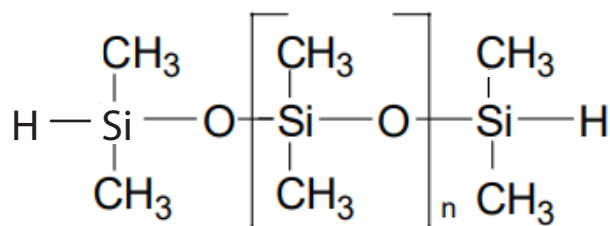
Cat#	Visc (cSt)	Mol. Wt	Mole % Methyl hydro	SG	RI	Flash Pt
PS118	2 - 5	400	100	0.91	1.382	50°C
PS120	30	2270	100	0.99	1.396	121°C

Methylhydro, dimethylsiloxane copolymer, trimethylsilyl terminated – CAS# 68037-59-2 (TSCA)



Cat#	Visc (cSt)	Mol. Wt	Mole % Methyl hydro	SG	RI	Flash Pt
PS122.5	10 - 15	900 - 1000	50 – 55	0.99	1.394	70°C
PS123	25 - 30	2000 - 2100	26.5 – 37.5	0.99	1.399	125°C
PS123.5	25 – 35	2000 – 2500	10 – 20	0.99	1.400	>94°C
PS123.8	5000 – 10000	10,000	0.5 – 1.0	0.97	1.404	300°C
PS124.5	250 – 275	13,000	3 – 6	0.97	1.404	>66°C

Polydimethylsiloxane, hydride terminated – CAS# 70900-21-9 (TSCA)

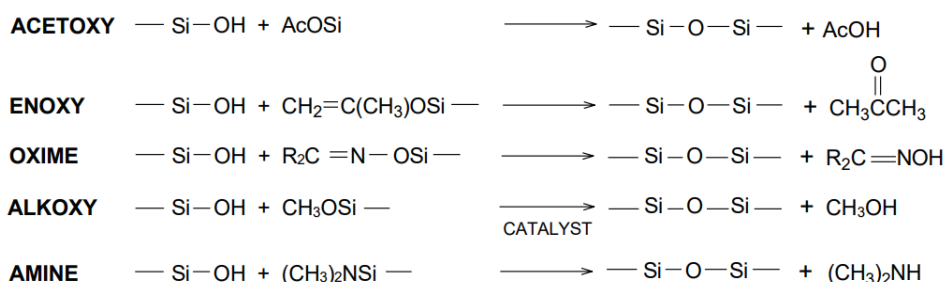


Cat#	Visc (cSt)	Mol. Wt	Mole % Methyl hydro	SG	RI	Flash Pt
PS537	2 - 3	400	0.5	0.905	1.395	>65.5°C
PS542	500	17,500	0.01	0.971	1.403	>93°C
PS543	1000	28,000	0.007	0.971	1.403	>93°C
PS545	10,000	62,000	0.003	0.974	1.403	>93°C

SILANOL TERMINATED AND RELATED POLYDIMETHYLSILOXANES

In contrast to trimethylsiloxy terminated polydimethylsiloxanes, silanol terminated polydimethylsiloxanes are reactive materials which are almost never used in fluid applications. The terminal silanol (Si–OH) group renders the materials susceptible to condensation under acid or mild base conditions. They are intermediates for most RTV (room temperature vulcanizable) silicone formulations. The silanol terminated siloxanes are generally produced by kinetically controlled hydrolysis of chlorosilanes. Other methods involve hydrolyzeable endcappers such as acetate or stopping equilibrium reactions with low molecular weight silanol terminated silicones.

RTV systems are formulated from silanol terminated polymers with a molecular weight of 26,000 to 200,000. They may be cross-linked with small quantities of multifunctional silanes which condense with the silanol groups. Some model reactions are listed below. The first three are most widely used in moisture activated single component RTVs. Enoxy and alkoxy cure systems have neutral non-complexing byproducts.



The cross-linking reactions of the alkoxy type are often catalyzed by titanates and carboxylic acid salts of zinc, iron and tin.

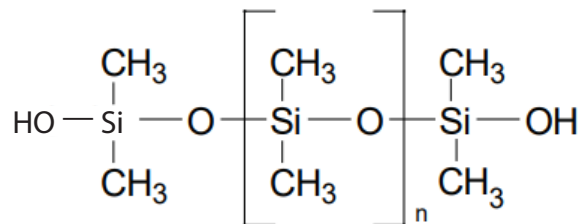
Incorporating SiH containing siloxanes in formulations results in foamed structures. The foam systems are usually two components which are compounded separately and mixed shortly before use.

Low molecular weight silanol terminated polydimethylsiloxanes are employed as filler treatments and structure control additives in silicone rubber compounding.

Intermediate viscosity, 1000 – 10,000 cst, silanol terminated fluids can be applied to textiles as durable fabric softeners. High viscosity silanol terminated polydimethylsiloxanes are used as base gums in compounding elastomers and rubbers. They also form the matrix component in tackifiers and pressure sensitive adhesives.

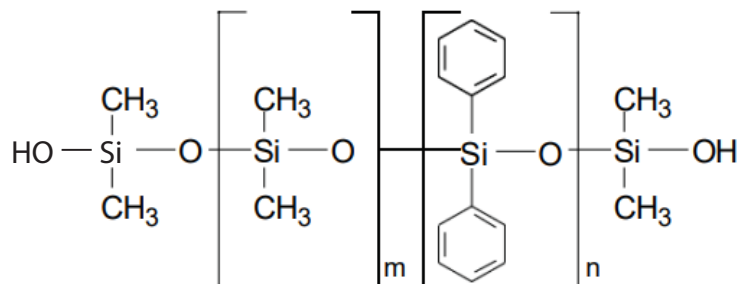
SILANOL TERMINATED FLUIDS

Polydimethylsiloxane, silanol terminated – CAS# 70131-67-8 (TSCA)



Cat#	Visc (cSt)	Mol. Wt	Wt % OH	SG	Uses
PS340	15 – 35	400 – 700	4.0 – 6.0	0.95	Structure control additive
PS340.5	45 – 85	1500 – 2000	0.9 – 1.2	0.97	Moderator for RTV foams
PS341	100	4200	0.8 – 0.9	0.97	
PS342.5	750	18,000	0.2	0.97	
PS343	1000	26,000	0.1	0.98	One & two part RTVs
PS343.5	2000	36,000	0.09	0.98	
PS343.8	3500	43,600	0.08	0.98	
PS344.5	8000	58,000	0.06	0.98	
PS345.5	18,000	77,000	0.04	0.98	
PS347.5	50,000	110,000	0.03	0.98	
PS349.5	1,000,000	310,000	0.01	0.98	Silicone pressure sensitive Adhesives, silicone curable, Solvent dispersions

(82 – 86%) Dimethyl (14 – 18%) diphenylsiloxane copolymer, silanol terminated – CAS# 68951-93-9 (TSCA)



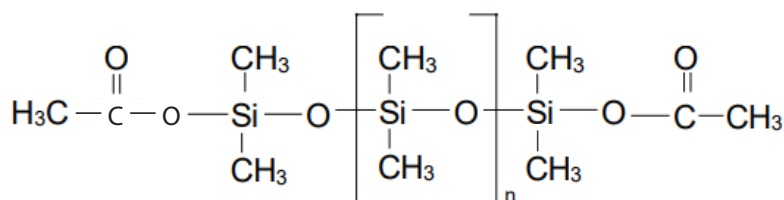
Cat#	Visc	SG	MW	RI
PS084	55	1.05	950	1.473

OTHER MOISTURE CURE PREPOLYMERS

Acetoxy terminated polydimethylsiloxanes provide a controlled method for production of high strength single component RTVs. They are usually used in conjunction with polyalkoxysilanes. The methyl diacetoxy terminated polydimethylsiloxanes are unfilled bases for RTVs and can be cured directly. The monoacetoxy terminated polydimethylsiloxanes react with a variety of hydroxylic materials leading to their use in specialty silicone block copolymers such as urethanes and polycarbonates.

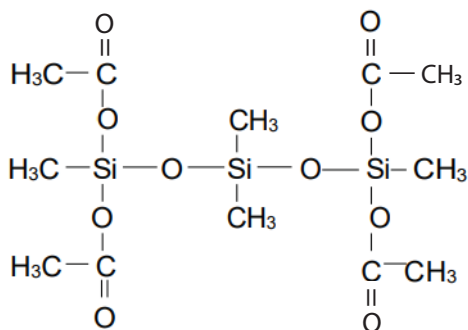
Chlorine terminated and dimethylamine terminated polydimethylsiloxanes are usually employed in ordered chain extension polymer synthesis. They also provide a method for forming bound silicone layers on siliceous and polyhydroxylic surfaces.

Polydimethylsiloxane, dimethylacetoxy terminated – CAS# 68440-60-8 (TSCA)



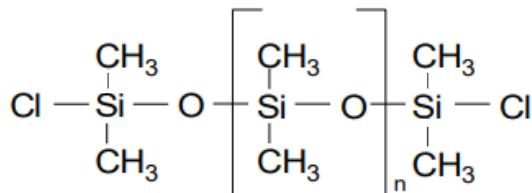
Cat#	Visc (cSt)	Mol. Wt	Functionality wt %	SG
PS363.5	2500 - 3500	36,000	0.30	0.98

Polydimethylsiloxane, methyl diacetoxy terminated – CAS# N/A



Cat#	Visc (cSt)	Mol. Wt	Functionality wt %	SG
PS368.5	2500 – 3000	36,000	0.5 – 0.6	0.99

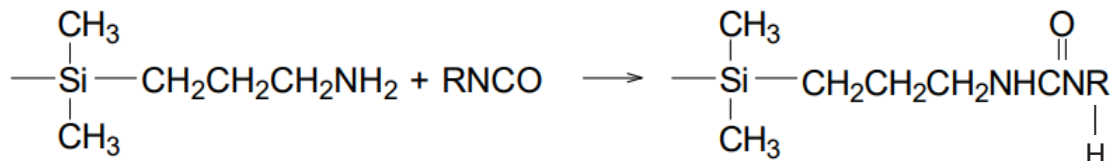
Polydimethylsiloxane, dimethylchloro terminated – CAS# 67923-13-1



Cat#	Visc (cSt)	Mol. Wt	Functionality wt %	SG
PS375	2 – 5	425 – 600	13 – 16	1.00

AMINO FUNCTIONAL POLYMERS

Aminopropyl-terminated siloxanes are used to form a variety of block copolymers including polyamides, polyurethanes and polycarbonates. A typical reaction is below:

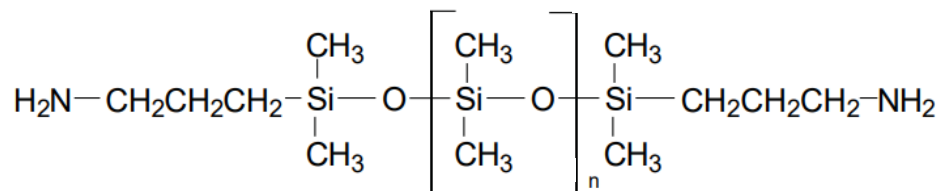


The silicone is employed to produce silicone modified epoxy resins. It also has improved adhesion to both painted and unpainted metal surfaces allowing use in corrosion resistant coatings and polishes.

Amino functional silicones are reactive additives to both epoxy and urethane formulations.

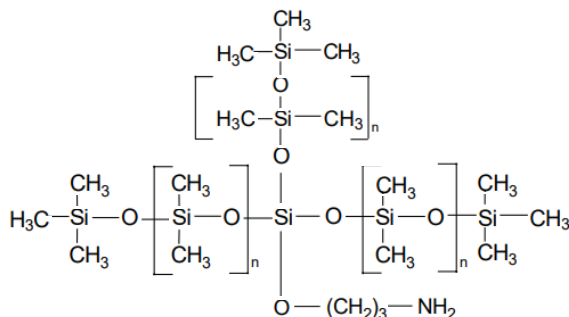
Aminoalkyl functional T-structure polymers demonstrate the same range of chemical reactivity as the aminopropyl terminated siloxanes (reactivity with epoxides, isocyanates, carboxylic acids, etc.). The branched polymers are more likely to find application as formulative additives rather than as prepolymers. Typical applications include detergent polishes, leather finishes, and an internal mold release for nylon.

Polydimethylsiloxane, aminopropyldimethyl terminated – CAS# 106214-84-0 (TSCA)



Cat#	Visc (cSt)	Amine Number	SG	Mol. Wt
PS510	50	0.38 – 0.90 meq/g	0.98	2500
PS512	1000	0.060 – 0.120 meq/g	0.98	23,000
PS513	2000	0.070 – 0.150 meq/g	0.98	27,000

Amino functional T-Structure – CAS# 71750-80-6 (TSCA)

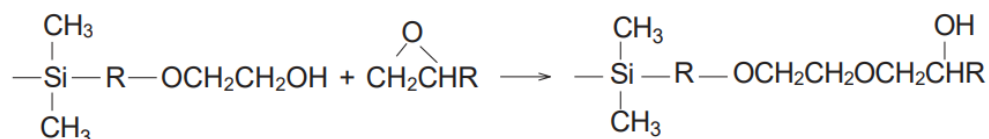


Cat#	Visc (cSt)	Amine Number	SG
PS401	80 - 130	0.25 – 0.75 meq/g	0.98

MISCELLANEOUS FUNCTIONALITIES

Mercapto functional siloxanes strongly adsorb onto fibers and painted surfaces. As components in car polish, they are effective rust preventatives. They act as internal mold release agents for rubber and semi-permanent lubricants for automotive weather stripping. Mercapto polymers are valuable additives into cosmetic and hair care products. They also will undergo radical initiated (including UV) addition to unsaturated resins.

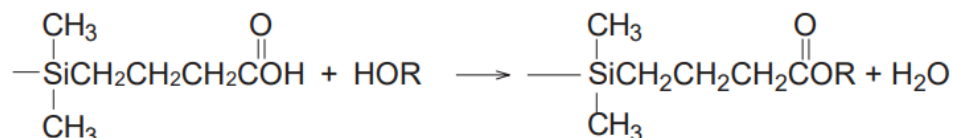
Carboxypropylsilicones are employed in polyester and polyamide copolymers. The esterification reaction is probably the most important because it allows reaction with cellulosic materials.



Such materials can be used in copolymerization with polyols and as a durable softening agent for textiles.

Carboxylic acid functional fluids, when reacted with inorganic bases or amines, perform as anti-static surfactants and lubricants. They are excellent rheology and wetting modifiers for polyesters. They also serve as dispersing agents for metal powders.

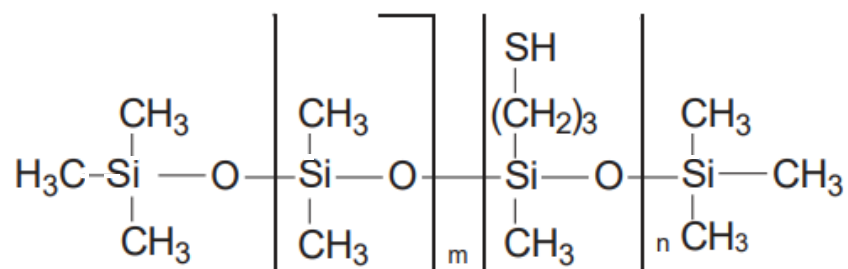
Carbinol terminated siloxanes contain primary hydroxyl groups which may be reacted into such systems as polyurethanes, epoxies, polyesters, and phenolics. A typical reaction is shown below:



The material is used as a reactive additive for urethane leather finishes, and as a reactive internal lubricant for polyester fiber melts processing.

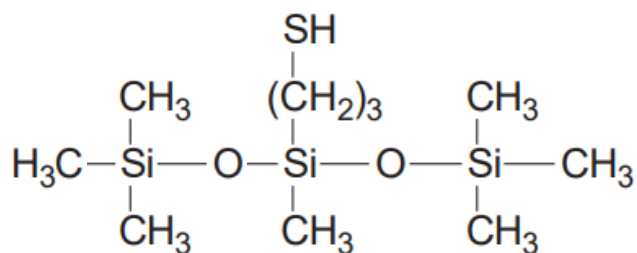
Epoxy functional siloxanes are used predominantly in self-crosslinking acrylic latexes. They are also used to treat textiles to increase wrinkle recovery, reduce needle damage and improve water repellency.

Mercapto functional, Polydimethylsiloxane Copolymers – CAS#102783-03-9 (TSCA)



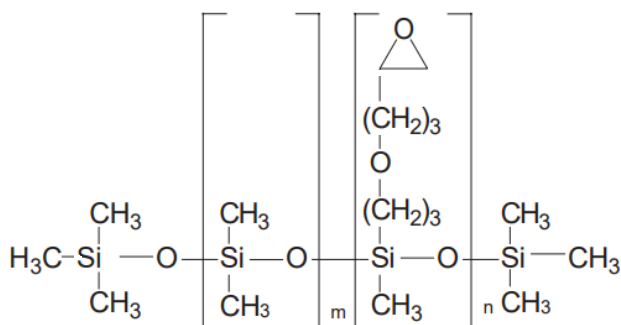
Cat#	Visc (cSt)	Mole % Comonomer	SG
PS848	50	2.0	0.954
PS849	200	2.0	0.973
PS850	100 - 200	5 – 10	0.978

Mercaptomethyl homopolymer – CAS# N/A (R&D Only)



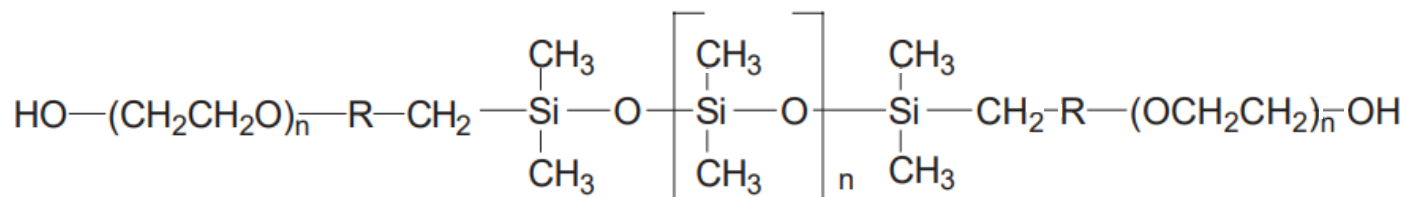
Cat#	Visc (cSt)	Mole % Comonomer	SG
PS927	75 – 150	100	1.06

(45 – 55%) Glycidoxypropylmethyldimethylsiloxane Copolymer – CAS# N/A (R&D Only)



Cat#	Visc (cSt)	Mole % Comonomer	SG
PS922	100 – 400	45 – 55	1500 – 2000

Carbinol terminated polydimethylsiloxane – (R&D Only)



Cat#	CAS#	Termination	Visc (cSt)	SG	Mol. Wt.
PS555	182761-65-5	Carbinol	300 – 350	1.03	2200 – 2600
PS556	182761-65-5	Carbinol	250 – 330	1.06	1000 – 1500
PS563	158465-59-9	Carboxypropyl	800 – 1200	0.98	28,000

CATALYSTS

UCT Specialties, LLC provides a variety of catalyst concentrates predispersed as solution in appropriate siloxanes. These materials allow uniform compounding in gum or other vulcanizeable compositions.

Zinc and tin octoates are the usual catalysts used independently or together in RTV formulations.

Divinylsiloxane/platinum catalysts are utilized in addition cure systems. Neutralized divinylsiloxane complexes in xylene are generally “hotter” catalysts. Cyclic vinylsiloxane solutions give moderated cures. Relative reactivity rates are PC072 which is greater than PC075 which in turn is greater than PC085.

Zinc and Tin octoate salts

Cat#	Conc.	Type	Matrix	Cure Type
PC040	50%	Zinc octoate	Polydimethylsiloxane Hydrocarbon blend	Si-Hydride/Si-Hydroxide
PC050	50%	Zinc octoate	Polydimethylsiloxane	Si-Hydride/Si-Hydroxide
PC055	25%	Dibutyl tin dilaurate	Polydimethylsiloxane	Si-Hydride/Si-Hydroxide

Platinum CAS#68478-92-2 and 68585-32-0

Cat#	Conc.	Type	Matrix	Cure Type
PC072	2%	Platinum divinyl complex	Xylene	Si-Hydride/Si-Vinyl
PC074	2%	Platinum divinyl complex (optically clear)	Xylene	Si-Hydride/Si-Vinyl
PC075	2%	Platinum divinyl complex	Vinyl terminated polydimethylsiloxane	Si-Hydride/Si-Vinyl
PC075.3	3%	Platinum divinyl complex	Vinyl terminated polydimethylsiloxane	Si-Hydride/Si-Vinyl
PC075.7	10%	Platinum divinyl complex	Vinyl terminated polydimethylsiloxane	Si-Hydride/Si-Vinyl
PC076	1%	Platinum divinyl complex	Vinyl terminated polydimethylsiloxane	Si-Hydride/Si-Vinyl
PC085	2%	Platinum cyclovinyl complex	Cyclic vinylmethylsiloxanes	Si-Hydride/Si-Vinyl
PC085.3	3%	Platinum cyclovinyl complex	Cyclic vinylmethylsiloxanes	Si-Hydride/Si-Vinyl
PC088.3	2%	Platinum octanol complex	Octanol/octanal	Si-Hydride/Si-Vinyl

Nitrogen/Amine (TSCA)

Cat#	CAS#	Type	Cure Type
PC090	6844-88-0	Tetramethylammonium siloxanolate	Siloxy equilibrium



MODIFIERS

Inhibitors

Cat#	CAS#	Name	Structure
D6210	2627-95-4	1,3-Divinyltetramethyldisiloxane	$\begin{array}{c} \text{CH}_3 \quad \text{CH}_3 \\ \quad \\ \text{H}_2\text{C}=\text{CH}-\text{Si}-\text{O}-\text{Si}-\text{CH}=\text{CH}_2 \\ \quad \\ \text{CH}_3 \quad \text{CH}_3 \end{array}$
T2160	27342-69-4	1,3,5,7-Tetravinyltetramethylcyclotetrasiloxane	$\begin{array}{c} \text{CH}_2 \\ \\ \text{H}_3\text{C}-\text{Si}-\text{O}-\text{Si}-\text{CH}=\text{CH}_2 \\ \quad \quad \\ \text{H}_3\text{C}=\text{CH}-\text{Si}-\text{O}-\text{Si}-\text{CH}_2 \\ \quad \quad \\ \text{CH}_2 \quad \text{CH}_2 \quad \text{CH}_2 \end{array}$

Crosslinkers and Chain Extenders

Used in One Part RTV Systems

Cat#	CAS#	Name	Structure
B2300	2537-10-1	Bis(dimethylamino)methylvinylsilane	$\begin{array}{c} \text{H}_2\text{C}=\text{CH} \\ \\ \text{H}_3\text{C}-\text{Si}[\text{N}(\text{CH}_3)_2]_2 \end{array}$
M8980	4253-34-3	Methyltriacetoxysilane	$\begin{array}{c} \text{O} \\ \\ \text{H}_3\text{C}-\text{Si}(\text{OCCH}_3)_3 \end{array}$
M9050	2031-67-6	Methyltriethoxysilane	$\text{H}_3\text{C}-\text{Si}(\text{OCH}_2\text{CH}_3)_3$

Used in Two Part RTV Systems

Cat#	CAS#	Name	Structure
D5600	78-62-6	Dimethyldiethoxysilane	$(\text{CH}_3)_2\text{Si}(\text{OCH}_2\text{CH}_3)_2$
T1807	78-10-4	Tetraethoxysilane(TEOS)	$\text{Si}(\text{OCH}_2\text{CH}_3)_4$
T2090	682-01-9	Tetra-n-propoxysilane	$\text{Si}(\text{OCH}_2\text{CH}_2\text{CH}_3)_4$

Used in Two Part Non-Corrosive RTV Systems

Cat#	CAS#	Name	Structure
T2030	30110-74-8	1,1,3,3-Tetramethyldisiloxane	$\begin{array}{c} \text{CH}_3 \quad \text{CH}_3 \\ \quad \\ \text{H}-\text{Si}-\text{O}-\text{Si}-\text{H} \\ \quad \\ \text{CH}_3 \quad \text{CH}_3 \end{array}$

SILICONE GUMS

Silicone gums are high molecular weight linear polydiorganosiloxanes that can be converted from a highly viscous plastic state into a predominantly elastic state by cross-linking. They are base stocks for most traditional silicone rubbers. The principal method of producing rubbers is cure at elevated temperatures with peroxides. Elevated temperature cure gums usually have molecular weights ranging from 500,000 to 900,000. Introduction of low percentages of vinyl groups reduces vulcanization temperature and imparts greater elasticity and lower compression set to rubbers. Peroxide cure gums may be trimethylsiloxy or vinyltrimethylsiloxy terminated. Most gum stocks have methylvinylsiloxane chain components. The peroxides most commonly used are benzoyl peroxide and bis(dichlorobenzoyl)peroxide. Other peroxides are restricted to more specific systems. Ducumyl peroxide, for example, can be used only for vinyl containing polymers. Generally, peroxide loading is 0.2 to 1.0% and cure is at 125°C - 155°C.

SILICONE GUMS

Cat#	Description	Normal Cure System Used
PS255	Poly(dimethylsiloxane)-(0.1-0.3% Methylvinylsiloxane) copolymer, gum	Peroxide

AROMATIC (PHENYL) CONTAINING SILOXANES

The most commonly used high temperature silicone fluids are the phenyl containing siloxanes. The phenyl group is usually incorporated in two ways. It may be introduced as a phenylmethylsiloxane or diphenylsiloxane. As phenyl groups replace methyl groups in a polysiloxane, several changes occur. Lubricity, oxidation resistance, thermal stability and shear resistance are enhanced. For polymethylphenyl siloxane the service temperature is -55 to 290°C. The gel times of several fluids are as follows:

Cat#	Description	Gel Time at 230°C in air
N/A	Mineral Oil (coking time)	4 hours
PS043	Polydimethylsiloxane	25 hours
PS160	Polymethylphenylsiloxane	700 hours

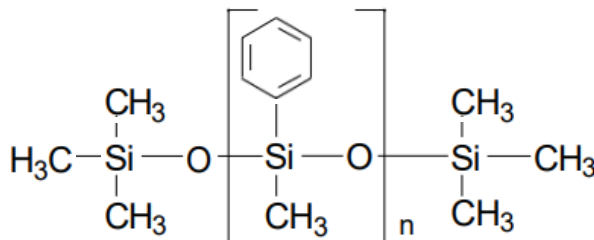
In a closed oxygen-free system, the polymethylphenylsiloxanes are stable for thousands of hours at 230°C. The materials are used in heating baths. They are also base oils for high temperature lubrication.

The phenyl group also introduces rigidity in the silicone chain. When substitution exceeds 75 mole percent, the polymers are solid. Diphenylhomopolymers demonstrate liquid crystal behavior between 250°C and 500°C. Refractive index also increases with phenyl concentrations. At 15 – 20 mole percent phenyl concentrations, the refractive index matches that of amorphous silica and transparent compounds may be prepared.

At low phenyl concentrations, these fluids are dielectric coolants. They also function in place of standard dimethyl fluids where extended service temperature is necessary. One special class of phenyl fluids are the dimer, trimer and tetramer fluids. Because the introduction of a moderate concentration of phenyl groups also improves lubricity, members of the family have found utilization as lubricants for instruments and timing devices. High phenyl content fluids are also used as heat transfer media and chromatographic stationary phases. The polymethylphenylsiloxanes exhibit good radiation resistance by remaining serviceable up to 200 megarads exposure

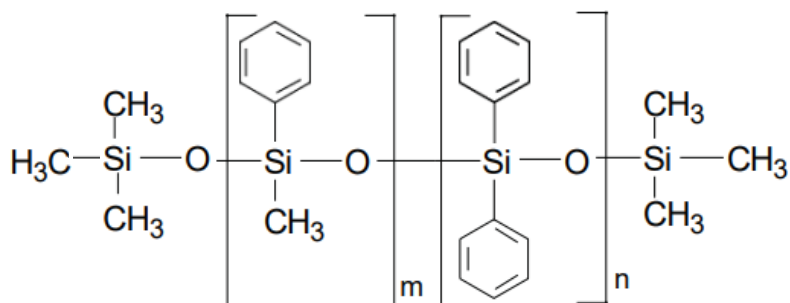
The compressibility of phenyl containing siloxanes is reduced in comparison to dimethyl fluids. Polymethylphenylsiloxane has a compressibility of 5.5% at 20,000 psi.

TRIMETHYLSILOXY TERMINATED FLUIDS Polymethylphenylsiloxane - CAS# 63148-58-3 (TSCA)



Cat#	Visc	MW	SG	RI	PP	TG
PS160	500	2600	1.11	1.533	-20°C	-86°C

(45 – 55%) Methylphenyl (45 – 55%) diphenylsiloxane copolymer – CAS# 308073-01-0 (R&D Only)



Cat#	Visc	SG	RI	PP
PS162	200,000 – 500,000	1.15	1.582	-20°C

POLYMETHYLALKYLSILOXANES

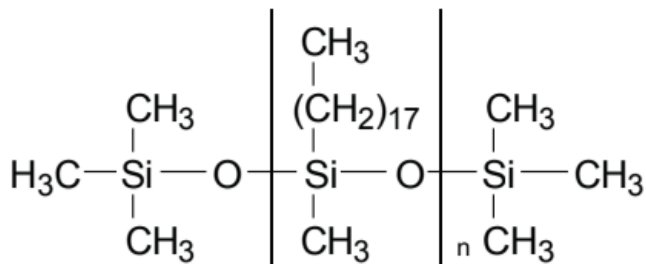
Silicones can be modified to impart organic characteristics to their inorganic structure, which makes them more compatible with organic materials, such as petroleum oils and synthetic resins.

Replacement of a methyl group with longer chain aliphatic moieties produces silicones with properties that more closely resemble hydrocarbons. When compared to polydimethyl-siloxanes, methylalkylsiloxanes have greatly improved lubrication characteristics and greater compatibility with organic materials. The fluids have higher viscositytemperature coefficients, lower compressibility and decreased oxidation stability. This last characteristic has been substantially overcome by compounding the fluids with stabilizers such as BHT and DSTDP or copolymerizing them with aromatic siloxanes as internal stabilizers.

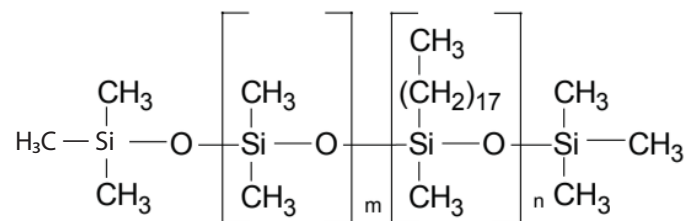
Lubrication properties are optimized when the alkyl unit is at least eight carbons long. Polymethyloctylsiloxane is useful as a lubricant for soft metals such as aluminum, zinc and copper. It is also useful as a rubber and plastic lubricant especially when mated against steel and aluminum. Polymethyloctylsiloxane is employed in aluminum machining operations.

With increasing length of the alkyl substituent, the melting point increases. Conversely, as the pour point of the alkyl modified siloxanes increase, the resemblance and compatibility with hydrocarbon oils increases. Polymethyltetradecylsiloxane has a high degree of hydrocarbon compatibility and maintains liquid behavior at room temperature. Polymethyloctadecylsiloxane is a creamy solid with a melt point just above room temperature. It is compatible with paraffin wax. It is used as a component in thread and fiber lubricant formulations and as a process aid in melt spinning. Methylalkylsiloxanes reduce surface tension of many non-aqueous solvents allowing them to act as wetting and leveling agents in coating and ink formations.

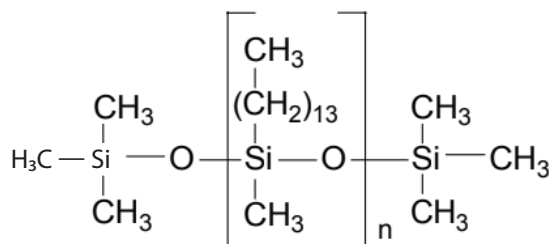
Polymethyloctadecylsiloxane - CAS# 68607-75-0 (TSCA)



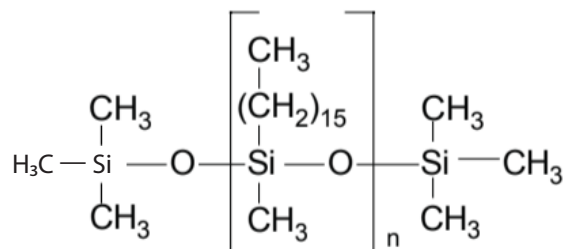
Cat#	Visc	MW	SG	RI	PP	TG
PS130	250 – 300	11,000	0.89	1.443	50°C	39.5°C

(70%) Dimethyl (30%) methyloctadecyl Siloxane Copolymer - CAS# 67762-83-8 (TSCA)

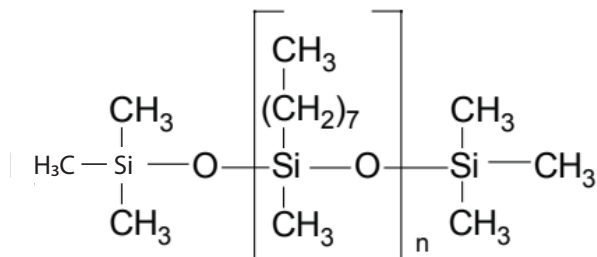
Cat#	Visc	SG	RI
PS130.5	250 – 300	0.892	1.44

Polymethyltetradecylsiloxane – CAS# 76684-67-8 (TSCA)

Cat#	Visc	SG	MW	RI
PS134	1500 – 3000	0.89	9,400	1.455

Polymethylhexadecylsiloxane – CAS# N/A (For R&D Only)

Cat#	Visc	SG	MW	RI	PP
PS135	200	0.88	10,000	1.451	35°C

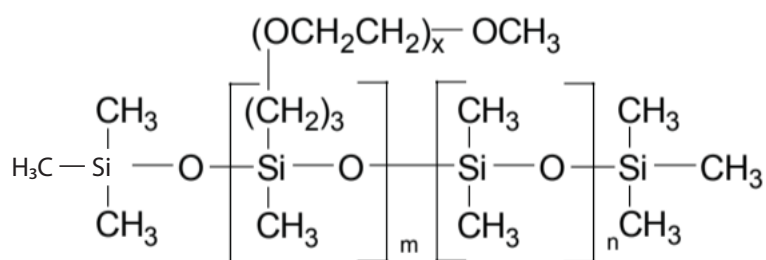
Polymethyloctylsiloxane – CAS# 68440-90-4 (TSCA)

Cat#	Visc	SG	MW	RI	PP	TG
PS140	600 - 1000	0.91	6,200	1.445	-50°C	30.4°C

HYDROPHILIC SILICONES

Hydrophilic silicones are non-reactive fluids that have been modified to give them slight to complete solubility in water. The chemical description is polyalkylene oxide modified polydimethylsiloxanes.

Polydimethylsiloxanes prepared as copolymers with alkene oxides are widely used as surfactants. By altering the amounts of alkene oxide (hydrophile) and dimethylsiloxane (lipophile) the desired surfactant properties may be balanced. The higher the alkene oxide content the higher the hydrophilicity. Materials with ethylene oxide contents 75% and higher, are freely soluble in water, as well as other commonly used organic solvents such as methanol, iso-propanol, acetone, xylene, and methylene chloride. PS071 is a low molecular weight water-soluble fluid that is used in lithographic and photographic plates to facilitate wetting and spread of developers. It is also used as an anti-fogging treatment for glass and plastic optical surfaces. PS073 is used as an anti-foam in water-based coatings. PS072 is a water-insoluble copolymer employed as a lubricant for fibers and plastics. It also imparts anti-tack and mar resistant quality coatings. PS071, PS072 and PS073 all have excellent long term hydrolytic stability. PS071 and PS072 provide slip in flexographic and gravure inks. PS073.5 reduces the static charge generation of fiber substrates and has been incorporated into rolling oil formulations for metal drawing and stamping. The coefficient of thermal expansion is $8 \times 10^{-4} / ^\circ\text{C}$.



Dimethylsiloxane ethylene oxide block copolymer – CAS# 68937-54-2 (TSCA)

Cat#	Visc	Non Siloxane Wt%	RI	MW	SG	ST
PS071	20	75	1.4116	600	1.007	23.6

Dimethylsiloxane(60% propylene oxide-40% ethylene oxide) block copolymer – CAS# 67762-85-0 (TSCA)

Cat#	Visc	Non Siloxane Wt%	RI	MW	SG	ST
PS072	1800	65 - 70	1.4456	20,000	1.023	22

Dimethylsiloxane(25%)ethylene oxide block copolymer – CAS# 68938-54-5 (TSCA)

Cat#	Visc	Non Siloxane Wt%	RI	MW	SG	ST
PS073	130	25	1.4539	4,000	1.066	27

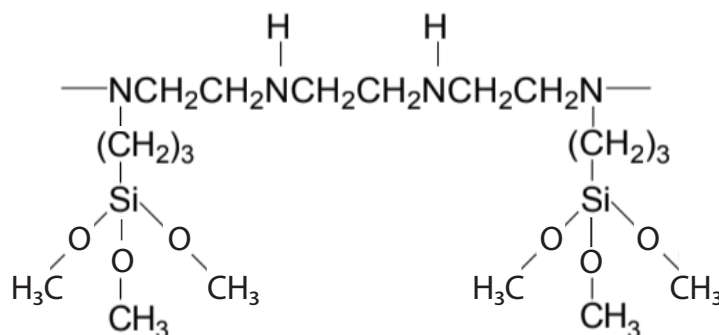
Dimethylsiloxane(80%)ethylene oxide block copolymer – CAS# 117272-76-1 (TSCA)

Cat#	Visc	Non Siloxane Wt%	RI	MW	SG	ST
PS073.5	45	80	1.4521	1,000	1.035	26

POLYMERIC COUPLING AGENTS

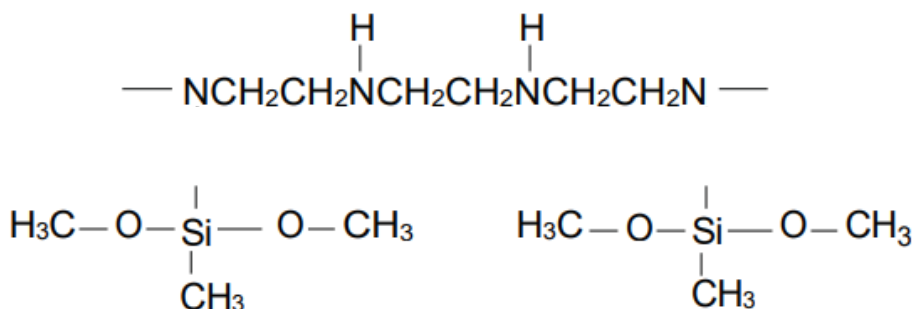
Polymeric silanes are preferred in film-forming and primer applications. Multiple bonding opportunities with both inorganic substrates and polymer matrices make these materials desirable in many adhesive bonding formulations. Polymeric coupling agents introduce new considerations when used as additives in composite systems. In general, hydrophilic polymeric silanes are more effective on hydrated substrates such as aluminum trihydrate, a wetting phenomenon, but care must be taken to maintain reactivity with the organic substrate. It has been demonstrated that when polymeric silanes are used in composites, dialkoxo versions generally give higher mechanical properties than trialkoxy-silanes. Vinyl and unsaturated polymeric silanes can be grafted to polyolefins with peroxides. Those with alkoxy groups can be subsequently crosslinked with moisture. The technology is important in enhancing wet electricals and use-temperature ranges for the wire and cable industry. Alkoxy-silane modified polymers are used to transfer the properties of a polymer to inorganic material by displacing alkoxy groups on the silicon. The materials have uses as permanently bonded stationary phases for chromatography and exchange columns. Other polymers with non-reactive silane pendant groups have been used for permeable membranes and as barriers.

(N-Trimethoxysilylpropyl)polyethyleneimine, 50% in Isopropanol – CAS# 136856-91-2(TSCA)



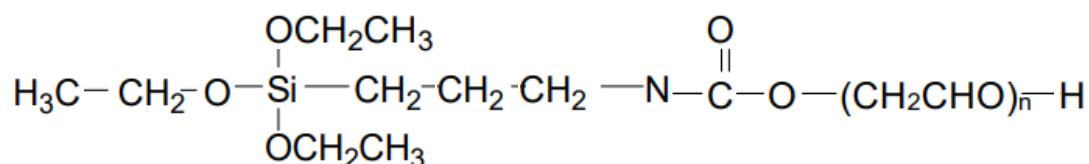
Cat#	Visc	SG
PS076	125 - 175	0.96

(N-Dimethoxymethylsilylpropyl)polyethyleneimine, 50% in Isopropanol – CAS# 136856-91-2 (TSCA)



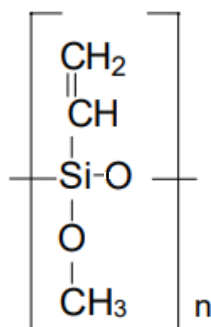
Cat#	Visc	SG
PS076.5	125 - 175	0.92

(N-Triethoxysilylpropyl) O-polyethylene oxide urethane – CAS# 74695-91-3 (For R&D Only)



Cat#	Visc	SG
PS077	25 – 60	0.93

Vinylmethoxysiloxane oligomer – CAS# 131298-48-1 (TSCA)



Cat#	Visc	SG
PS078.9	8 – 11	1.10

T-RESINS AND LADDER POLYMERS

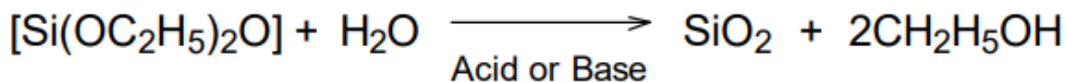
T-resins are highly cross-linked materials with the empirical formula $\text{RSiO}_{1.5}$. They are named from the organic group and the one and a half (sesqui) stoichiometry of oxygen. Thus $\text{C}_6\text{H}_5\text{SiO}_{1.5}$ is called polyphenylsilsequioxane. In general, the resins have an unordered structure. Lower molecular weight, soluble resins (particularly phenyl) are believed to contain substantial ladder structure.

T-resins form the basis of a wide range of coating materials that can be used directly or in combination with other materials. They have been used as planarization layers and reactive ion etch layers in microelectronics. They are employed as binders in high performance mineral filled molding compounds and refractories. Chloromethyl aromatic resins can be crosslinked by ultraviolet radiation. Another application is silicone carbide fiber production via carbothermal reduction to SiC and CO at 400-600°C.

Cat#	Name	CAS
PR6155	Polymethylsilsequioxane	68554-70-1 (TSCA)
PR6163	Polyphenylpropylsilsequioxane, 4 OH groups average, 30% Propyl	68037-90-1 (TSCA)

POLYALKOXYSILOXANES-POLYSILICATES

Polyalkoxysilanes are often operationally viewed as liquid sources of silicon dioxide. The hydrolysis reaction, which yields polymers of silicic acid which can be dehydrated to silicon dioxide, is of considerable importance. The stoichiometry of hydrolysis for simple linear polydiethoxysilane is...

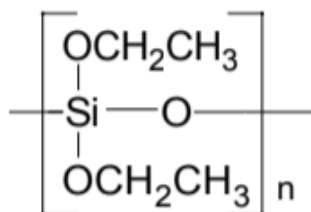


Silicon dioxide never forms directly during hydrolysis. Intermediate ethoxy derivatives of silicic acid and polysilicates form as hydrolysis progresses. The polysilicates grow in molecular weight and chain length until most or all of the ethoxy groups are removed and a nonlinear network of Si–O–Si remains. The polyalkoxysiloxanes themselves contain cyclic and linear structures containing 3 – 6 silicon atoms. The viscosity of solutions increases until gelation or precipitation. Partially hydrolyzed materials of this type often contain more than enough silanols (SiOH) to displace most of the remaining ethoxy groups in an acid- or base-catalyzed condensation.

The hydrolysis reaction is catalyzed by acid or base. For binder preparation, dilute hydrochloric, nitric or acetic acids are preferred, since these facilitate formation of stable silanol condensation products. When more complete condensation or gelation is preferred, a wider range of catalysts, including moderately basic ones, is employed. These materials, which are often called hardeners or accelerators, include aqueous or anhydrous ammonia, ammonium carbonate, triethanolamine, calcium hydroxide, magnesium oxide, dicyclohexylamine, alcoholic ammonium acetate and tributyltin oxide. For glass formation, hard bases such as sodium methoxide, sodium hydroxide or lithium methoxide are added. The stoichiometry of hard base is calculated to give the desired glass decomposition, e.g. 20% Na₂O: 80% SiO₂.

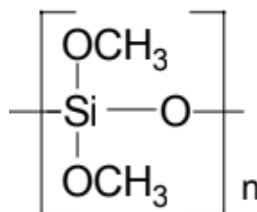
Polydiethoxysilane with 40% SiO₂ content (PS9120) is the most widely used of this class of compounds finding wide use as a binder in investment casting and in zinc rich paints. Polydiethoxysiloxanes with higher SiO₂ content are sometimes preferred in coating formulations since they give less alcohol byproducts and dry faster. Polydimethoxysiloxane is preferred in many sol-gel or low heat glass applications since it has a high SiO₂ content and the methanol byproduct contributes to reduced stress-cracking.

Polydiethoxysiloxane - CAS# 68412-37-3 (TSCA)



Cat#	Visc (cST)	% SiO ₂ Content	SG
PS9120	4 - 5	40 - 42	1.05 – 1.06

Polydimethoxysiloxane - CAS# 25498-02-6 (TSCA)



Cat#	Visc (cST)	% SiO ₂ Content	SG
PS9130	6 - 9	55 - 60	1.10 – 1.12

PROTOTYPE AND MODEL MAKING SILICONE

HOW MODELING SILICONES WORK

Most of the silicones are supplied as two part kits with "A" and "B" parts, containing at least three components.

1. Base
2. Crosslinker
3. Catalyst

The base and crosslinker combine with each other to form the cured product, but they need a catalyst. In most formulations the catalyst is premixed with the base, so many kits have only two parts. They are referred to as vinyl-addition silicones.

Other materials can be added by the craftsman to modify the basic properties of the silicones. These include fillers, softening agents, pigments, dyes, additional catalyst or cure retarders. The modifiers are added to the base. After mixing these components, the crosslinker is added. All of UCT Specialties' kits are in ready-to-use form with responses and strengths most widely desired. Only the experienced modelist should consider blending materials other than pigments and dyes, such as softening agents and fillers.

HOW TO USE UCT SPECIALTIES SILICONES

Mixing

It is important to obtain a homogeneous mix of the silicones and to avoid entrapment of air. Mixing can be accomplished with a spoon or mixing stick. If air is entrapped as bubbles, cured rubber will contain weak areas and detail will be lost. In most systems, vacuum de-airing is desirable. Some systems will de-air on standing for 5 to 20 minutes, particularly if the mix container is tapped sharply or placed on a vibrating surface. Bubbles on mold surfaces can be reduced by brushing a layer of catalyzed mix over the surface before pouring.

Work Life

All silicone systems are designed to have a work life of 30 to 90 minutes. The work life can be extended by adding a cure retarder to the initial mix. The section on accelerators and retarders provides details on work life modification. The work life can be shortened by adding additional catalyst or warming the mix.

Curing

Most UCT Specialties silicones will cure at room temperature in 24 hours. The cure can be accelerated by heating the silicones. At a temperature of 110°C (240°F) most will cure within two hours.

Materials to Avoid

The "A" Part, "B" Part and catalyzed mix of A/B can be cure-inhibited by certain contaminants. Avoid contamination with amines, sulfur, chloride or tin containing compounds. These materials are found in epoxy, natural rubber, PVC and moisture silicones respectively.

Shelf Age

The shelf life of these materials is six months. Containers of these products should be kept tightly sealed to avoid contamination by moisture or dirt. Recommended storage temperature is 25°C.

PEM10

Clear Liquid Silicone Elastomer

PEM10 silicone elastomer is supplied as a two part kit comprised of liquid base and curing agent. When the base and the curing agent are thoroughly mixed in a 10:1 weight ratio, the liquid mixture will cure in thick or thin sections to a flexible, transparent elastomer ideally suited for electrical/electronic potting and encapsulating applications.

Properties	
Base viscosity	5500 cP
Specific Gravity	1.05
Mixed viscosity	3900 cP
Pot life at 25°C	2 hours
Cure time at 25°C	24 hours

Cured Properties	
Appearance	Transparent
Hardness	40 Shore A
Tensile Strength MPa	6.20
Elongation	100%
Tear Strength die B	2.6 kN/m
Brittle Point	-65°C
Refractive Index	1.430

Processing/Mixing

PEM10 liquid rubber base and crosslinking agent are blended in the ratio of 1 part of the “B” crosslinker to 10 parts of the “A” base, by weight. Thorough mixing is required for uniform cure. For best curing results, glassware, tinned cans as well as glass or metal stirring implements should be used. Mix with a smooth action that will minimize the introduction of excess air. Any entrapped air should be removed before the rubber is poured by using at least 1 – 10 mm vacuum. Apply vacuum slowly to avoid overflow of the container. The container should not be more than half full.

Work Life

The work life of the mixed material depends on the temperature. At room temperature, work life is approximately one hour. The work life of the mixed material may be greatly increased by refrigeration. At a temperature of 0°C, a pot life of 10 days can be expected. During refrigerated storage, care should be taken to avoid moisture contacting the material.

Varying Crosslinking Agent Concentration

Variation of the crosslinking agent concentration has little effect upon the set-up time of the rubber. Lowering the crosslinker concentration will result in softer, weaker material; increasing the concentration will result in over-hardening and will tend to degrade physical and thermal properties.



PEG060

Silicone Gels

Silicone gels are solids with fluid characteristics. They maintain good cohesion, high instantaneous deformation and good resilience. The materials are clear with a range of firmness that varies from slow flowing to free standing. These temporarily deformable materials have found application in soft tissue prosthesis and shock absorption. These two part silicone gel systems may be characterized as viscoelastic substances of which only a small portion is crosslinked by an addition cure mechanism. Variation of ratio of base components gives a wide range of firmness.

Processing

PEG060 is a 2 part addition cure system which is comprised of an "A" part and a "B" part which, as supplied, are mixed in a 10 to 1 ratio. After thoroughly mixing 10 parts "A" to 1 part "B," allow the mix to de-air. Cure at 115 – 120°C for 30 – 60 minutes or at room temperature for 48 hours. If penetration of the cured gel is either too soft or too firm, for the given application, the "A" part to "B" part ratio can be changed.

Too firm – Low penetration – change "A" to "B" ratio to 11:1, 12:1, 13:1, etc.

Too soft – High penetration – change "A" to "B" ratio to 9:1, 8:1, 7:1, etc.

MODIFIERS

Accelerators

In order to shorten cure time or "freshen" two-part silicone systems described, it is often desirable to add additional catalyst. The catalyst is a dilute solution of platinum. One to two drops per 100 g of silicone elastomer is typically used. PC072 is an extremely fast catalyst. It shortens work and cure time. PC075 is room temperature active, but not as fast as PC072.

PC072 Platinum Divinyltetramethyldisiloxane complex, 2% platinum in xylene

PC075 Platinum Divinyltetramethyldisiloxane complex, 2% platinum in vinyl terminated polydimethylsiloxane

Inhibitors

In order to extend work-life, PS925 methylvinylsiloxanes are added at a level of 2 – 4 drops per 100 grams. This inhibits the platinum. After the addition of inhibitor, the systems must be cured at elevated temperature (120 – 150°C).

PS925 Cyclic vinylmethyl, dimethyl siloxanes

Softening Agents & Thinners

Softening agents include reactive and non-reactive silicone flexiblizers. Non-reactive fluids can be used universally but in proportions greater than 5%, they tend to bleed.

PS040 Polydimethylsiloxane, trimethylsiloxy terminated (50 cS) non-reactive

PS445 Polydimethylsiloxane, vinyl terminated (10,000 cS) for vinyl addition silicones

PS343.8 Polydimethylsiloxane, silanol terminated (3,500 cS) for one-part and tin catalyzed silicones

Fillers

The preferred filler for silicones is hexamethyldisilazane treated silica. The material is very fine and hydrophobic. In order to thicken silicones, the silica should be mixed thoroughly into the base.

SS0216 Silica, hexamethyldisilazane treated

UCT SPECIALTIES COATINGS



PS200 COATINGS

PS200

PS200 imparts the Following Properties to Treated Surfaces

- Non-adherent, non-oily surfaces
- Greater scratch resistance
- Easier cleaning, improved appearance
- Reduces the number of surface polar sites

Uses

Applications where PS200 has been used successfully include:

- **Laboratory Glassware** – Improves drainage, reduces breakage
- **Porcelain Ware** – Provides a glide surface and reduces adhesion to other porcelain ware.
- **Optical Fibers** – Provides lubricity and reduces breakage during fabrication and in operational flexing
- **Clinical Analysis** – Treatment of analytical equipment extends clotting time of blood, reduces hemolysis, and reduces protein adsorption. PS200 is not for food or drug use.
- **Fluorescent Light Bulbs** – Increases scratch resistance, reducing breakage, increases surface reactivity

Description

PS200 is a monomeric octadecylsilane derivative in a solution of t-butanol and diacetone alcohol that reacts with water to form a silanol-rich prepolymer and an alcohol. The silanol-rich prepolymer is able to condense with available hydroxy groups of glass or other siliceous materials to form a chemically bound alkylsilicone.

Typical Properties of PS200	
% Active	20%
Color, Gardner scale	< 5
Flashpoint	10°C
Specific gravity (25°C)	0.88
Solidification Point	-30°C

Properties of Treated Surfaces

Values reported are for glass slides dipped in 1% solutions of PS200 and cured at 100°C.

Critical Surface Tension

Untreated: $\gamma_c = 78$ dynes/cm

Treated (hydrophobic): $\gamma_c = 31$ dynes/cm

Surface Resistivity

Untreated 1×10^{12} ohms

Treated 1.2×10^{13} ohms

Coefficient of Friction, static

Untreated 0.9 – 1.0

Treated 0.2 – 0.3

Blood Protein Adsorption

(glass slide on glass slide) comparative
100 hour adsorption values for whole
human blood on borosilicate glass surfaces.

These results are not meant to suggest “in vivo” application of PS200. PS200 should be used only in treatment of diagnostic apparatus for clinical analysis in outside the human body applications.

Untreated 0.13 mg/mm²

Treated 0.01-0.02 mg/mm²

PS220

PS220 is a high temperature modified phenylsiloxane resin which has a continuous use temperature exceeding 350°C. It is used both as a thin film coating and for the production of laminated structures. It has a tensile strength of 3,500 psi and a hardness of 120R (Rockwell). Parts are dipped or sprayed with undiluted resin and cured 20 to 30 minutes at 240°C.

PS225

PS225 is a thermally stable resin which forms a moderately flexible film with excellent adhesion and low chloride content. It provides an oxidation and mechanical barrier for resistors and circuit boards. Part application is by spraying or dipping. Cure is 20 minutes at 220°C.

PS233

PS233 is a methylsilicone resin which forms a coating with high temperature (250°C) serviceability. Its high dielectric strength, thermal resistance and mechanical strength make it ideal as an electrical component and circuit board coating. PS233 reacts covalently with glass and siliceous surfaces to form a permanent bond. It has excellent abrasion resistant properties and can be applied to materials as a protective coating. It is typically applied by dipping or brushing followed by air dry and final cure at 150°C for one hour.

PS234

PS234 is an 80% hard resin in toluene, which is designed to impart an improvement to heat service life and to improve weather stability to an organic surface. PS234 dries in air and can be cured by using a zinc octoate catalyst (PC040) for two hours at 250°C.

PS235

PS235 is employed as a source of thick film (0.2 – 0.4 micron) coatings of silicon dioxide. PS235 is a polymeric precursor of silicon dioxide. Silica formation begins at 110 – 120°C and is complete by 220°C. The polymer converts to approximately 36% SiO₂. Applications for PS235 include dielectric layers, abrasion resistant coatings and translucent films. PS235 can be applied without solvent or in chlorinated hydrocarbon and ester vehicles. Specific gravity is 1.13. It is 100% solids.

PS252

Applications

PS252 is a source of filler-free silicone rubber in a tough bulk film form. It exhibits high bond strength to a wide range of substrates including other silicones, silica, metals and solvent compatible plastics and fibers. In biomedical equipment, PS252 coatings reduce physiological interaction including protein adsorption and clot initiation. In optical devices, it provides a clear mechanical barrier that seals and gaskets without scratching or initiating notch failure.

Description

PS252 is a moisture-activated silicone RTV dispersed in a solution of tetrahydrofuran and dioxane. In the presence of atmospheric moisture, the coating undergoes a condensation of silicone prepolymers to a high molecular weight rubber. The system is designed for wet out and adhesion to polar substrates.

Cured Properties	Uncured Properties
Tensile Strength: > 100 psi	Percent Solids: 48 – 52%
Elongation: > 150%	Viscosity: 350 – 400 cstks
Durometer, Shore A > 8	Skin over time: 30 – 45 minutes
Tear Strength: > 5 pli	Cure time: (0.25 mm) 6 – 8 hours

Application Methods

PS252 is applied by dipping or brushing. Solvent is allowed to evaporate, cure is at room temperature.



INDEX BY CAS NUMBER

SILICONES & SILICON-CONTAINING POLYMERS

CAS Number	Chemical Name	Page Number
75-54-7	METHYLDICHLOROSILANE	68
75-76-3	TETRAMETHYLSILE	77
75-77-4	TRIMETHYLCHLOROSILANE (97%)	81
75-77-4	TRIMETHYLCHLOROSILANE (99%)	81
75-78-5	DIMETHYLDICHLOROSILANE	61
75-79-6	METHYLTRICHLOROSILANE	69
75-94-5	VINYLTRICHLOROSILANE	84
78-07-9	ETHYLTRIETHOXSILANE	63
78-08-0	VINYLTRIETHOXSILANE	84
78-10-4	TETRAETHOXSILANE (97%)	76
78-10-4	TETRAETHOXSILANE (99%)	76
78-13-7	TETRAKIS(2-ETHYLBUTOXY)SILANE	76
78-62-6	DIMETHYLDIETHOXSILANE	61
80-10-4	DIPHENYLDICHLOROSILANE	62
98-12-4	CYCLOHEXYLTRICHLOROSILANE	58
98-13-5	PHENYLTRICHLOROSILANE	73
107-37-9	ALLYLTRICHLOROSILANE	49
107-46-0	HEXAMETHYLDISILOXANE	65
107-51-7	OCTAMETHYLTRISILOXANE	71
112-04-9	n-OCTADECYLTRICHLOROSILANE	70
114-66-0	p-TRIMETHYLSILOXYNITROBENZENE	82
115-21-9	ETHYLTRICHLOROSILANE	63
124-70-9	VINYLMETHYLDICHLOROSILANE	83
126-80-7	1, 3-BIS(3-GLYCIDOXYPROPYL)TETRAMETHYLDISILOXANE	52
141-57-1	n-PROPYLTRICHLOROSILANE	74
141-62-8	DECAMETHYLTETRASILOXANE	58
149-74-6	METHYLPHENYLDICHLOROSILANE	68
429-60-7	(3, 3, 3-TRIFLUOROPROPYL)TRIMETHOXSILANE	80
546-56-5	OCTAPHENYLCYCLOTETRASILOXANE	71
556-67-2	OCTAMETHYLCYCLOTETRASILOXANE	70
592-09-6	(3, 3, 3-TRIFLUOROPROPYL)TRICHLOROSILANE	79
617-86-7	TRIETHYLSILANE	79
694-53-1	PHENYLSILANE	73
762-72-1	ALLYLTRIMETHYLSILANE	49
768-33-2	PHENYLDIMETHYLCHLOROSILANE	72
772-65-6	METHYL(2-PHENETHYL)DICHLOROSILANE	68
775-56-4	METHYLPHENYLDIETHOXSILANE	68
780-69-8	PHENYLTRIETHOXSILANE	73
919-30-2	3-AMINOPROPYLTRIETHOXSILANE	51
920-68-3	HEPTAMETHYLDISILAZANE	64
928-65-4	n-HEXYLTRICHLOROSILANE	64
940-41-0	PHENETHYLTRICHLOROSILANE	72
994-30-9	TRIETHYLCHLOROSILANE	79
999-97-3	HEXAMETHYLDISILAZANE (97%)	65
999-97-3	HEXAMETHYLDISILAZANE (99%)	65
1000-05-1	1, 1, 3, 3, 5, 5, 7, 7-OCTAMETHYLTETRASILOXANE	70
1000-50-6	n-BUTYLDIMETHYLCHLOROSILANE	54
1066-35-9	DIMETHYLCHLOROSILANE	60
1066-54-2	TRIMETHYLSILYLACETYLENE	82
1067-25-0	n-PROPYLTRIETHOXSILANE	74
1112-39-6	DIMETHYLDIMETHOXSILANE	61
1185-55-3	METHYLTRIMETHOXSILANE	69

CAS Number	Chemical Name	Page Number
1190-16-5	3-CYANOPROPYLMETHYLDICHLOROSILANE	57
1450-14-2	HEXAMETHYLDISILANE	65
1529-17-5	TRIMETHYLSILYLPHENOXIDE	83
1558-25-4	CHLOROMETHYLTRICHLOROSILANE	56
1631-70-5	BENZYLDIMETHYLSILANE	51
1719-57-9	CHLOROMETHYLDIMETHYLCHLOROSILANE	55
1760-24-3	n-(2-AMINOETHYL)-3-AMINOPROPYLTRIMETHOXSILANE	50
1873-88-7	BIS(TRIMETHOXSILYL)METHYLSILANE	53
1873-89-8	TRIS(TRIMETHYLSILOXY)SILANE	83
1873-92-3	ALLYLMETHYLDICHLOROSILANE	49
2031-62-1	METHYLDIETHOXSILANE	68
2031-67-6	METHYLTRIETHOXSILANE	69
2083-91-2	N, N-DIMETHYLAMINOTRIMETHYLSILANE	60
2182-66-3	DIMETHYLACETOXSILANE	60
2227-29-4	DIISOPROPYLCHLOROSILANE	59
2344-80-1	CHLOROMETHYLTRIMETHYLSILANE	56
2370-88-9	1,3,5,7-TETRAMETHYLCYCLOTETRAILOXANE	77
2401-73-2	1,3-DICHLOROTETRAMETHYLDISILOXANE	59
2469-55-8	1,3-BIS(3-AMINOPROPYL)-1,1,3,3-TETRAMETHYLDISILOXANE	51
2474-02-4	1,7-DICHLOROOCOTAMETHYLTETRAILOXANE	59
2487-90-3	TRIMETHOXSILANE	80
2530-83-8	3-GLYCIDOPROPYLTRIMETHOXSILANE	64
2530-85-0	3-METHACRYLOXYPROPYLTRIMETHOXSILANE	67
2530-86-1	(N,N-DIMETHYL-3-AMINOPROPYL)TRIMETHOXSILANE	60
2530-87-2	3-CHLOROPROPYLTRIMETHOXSILANE	56
2550-04-1	ALLYLTRIETHOXSILANE	49
2550-06-3	3-CHLOROPROPYLTRICHLOROSILANE	56
2551-83-9	ALLYLTRIMETHOXSILANE	49
2553-19-7	DIPHENYLDIETHOXSILANE	62
2627-95-4	1,3-DIVINYLTETRAMETHYLDISILOXANE	63
2754-27-0	O-TRIMETHYLSILYLACETATE	82
2768-02-7	VINYLTRIMETHOXSILANE	84
2943-75-1	n-OCTYLTRIETHOXSILANE	72
2996-92-1	PHENYLTRIMETHOXSILANE	73
3069-19-0	n-HEXYLTRIMETHOXSILANE	66
3069-29-2	n-(2-AMINOETHYL)-3-AMINOPROPYLMETHYLDIMETHOXSILANE	50
3069-40-7	n-OCTYLTRIMETHOXSILANE	72
3069-42-9	n-OCTADECYLTRIMETHOXSILANE	70
3179-76-8	3-AMINOPROPYLMETHYLDIETHOXSILANE	50
3353-68-2	1, 3-BIS(3-CARBOXYPROPYL)TETRAMETHYLDISILOXANE	52
3582-71-6	1, 5-DICHLOROHEXAMETHYLTRISILOXANE	59
3663-43-2	4-AMINOBUTYLDIMETHYLMETHOXSILANE	49
4253-34-3	METHYLTRIACETOXSILANE	69
4325-85-3	TRIS(TRIMETHYLSILOXY)BORON	83
4369-14-6	3-ACRYLOXYPROPYLTRIMETHOXSILANE	48
4420-74-0	3-MERCAPTOPROPYLTRIMETHOXSILANE	67
4484-72-4	n-DODECYLTRICHLOROSILANE	63
4766-57-8	TETRA-n-BUTOXSILANE	75
5089-70-3	3-CHLOROPROPYLTRIETHOXSILANE	56
5157-75-5	METHYL-n-OCTADECYLDICHLOROSILANE	68
5283-66-9	n-OCTYLTRICHLOROSILANE	72
5505-72-6	1, 3, 5-TRIMETHYL-1, 3, 5-TRIVINYLCYCLOTETRISILAZANE	83
5507-44-8	VINYLMETHYLDIETHOXSILANE	84
5894-60-0	n-HEXADECYLTRICHLOROSILANE	64
6843-66-9	DIPHENYLDIMETHOXSILANE	62
7399-00-0	n-OCTADECYLTRIETHOXSILANE	70
7521-80-4	n-BUTYLTRICHLOROSILANE	55
7538-44-5	BIS(2-HYDROXYETHYL)-3-AMINOPROPYLTRIETHOXSILANE	52

CAS Number	Chemical Name	Page Number
7691-02-3	1, 3-DIVINYLTETRAMETHYLDISILAZANE	62
7787-85-1	2-CHLOROETHYLMETHYLDICHLOROSILANE	55
8001-60-0	1, 1, 3, 3-TETRAETHOXY-1,3-DIMETHYLDISILOXANE	76
10025-78-2	TRICHLOROSILANE	78
10026-04-7	TETRACHLOROSILANE	75
10416-59-8	BIS(TRIMETHYLSILYL)ACETAMIDE	53
10519-97-8	n-TRIMETHYLSILYLALLYLAMINE	82
13083-94-8	1, 6-BIS(TRICHLOROSILYL)HEXANE	52
13154-24-0	TRIISOPROPYLCHLOROSILANE	80
13368-45-1	BIS(DIMETHYLAMINO)METHYLVINYLSILANE	52
13731-98-1	3-METHACRYLOXYPROPYLDIMETHYLETHOXYLSILANE	67
13732-00-8	3-ACRYLOXYPROPYLMETHYLDIMETHOXYLSILANE	48
13822-56-5	3-AMINOPROPYLTRIMETHOXYLSILANE	51
13829-21-5	n-DECYLTRICHLOROSILANE	58
14799-94-1	n-HEXYLMETHYLDICHLOROSILANE	65
14857-34-2	DIMETHYLETHOXYLSILANE	61
14867-28-8	3-IODOPROPYLTRIMETHOXYLSILANE	66
15990-66-6	TETRAKIS(TRIMETHYLSILOXY)TITANIUM	76
16068-37-4	1,2-BIS(TRIETHOXYSILYL)ETHANE	53
16415-13-7	n-HEXADECYLTRIETHOXYLSILANE	64
17043-05-9	BROMOPHENYLTRIMETHOXYLSILANE	54
17082-47-2	TETRAKIS(DIMETHYLSILOXY)SILANE	76
17082-70-1	4-[2-(TRICHLOROSILYL)ETHYL]PYRIDINE	78
17196-12-2	7-OCT-1-ENYLDIMETHYLCHLOROSILANE	71
17306-05-7	PHENYLMETHYLVINYLCHLOROSILANE	73
17407-09-9	2-(TRIMETHYLSILOXY)ETHYLMETHACRYLAE	82
17878-39-6	PHENYLMETHYLVINYLSILANE	73
18051-88-2	n-DECYLMETHYLDICHLOROSILANE	58
18156-15-5	3-CYANOPROPYLDIMETHYLCHLOROSILANE	57
18156-74-6	N-TRIMETHYLSILYLIMIDAZOLE	83
18162-48-6	tert-BUTYLDIMETHYLCHLOROSILANE	54
18162-84-0	n-OCTYLDIMETHYLCHLOROSILANE	71
18204-80-3	2-ACETOXYETHYLTRICHLOROSILANE	48
18301-56-9	3-METHACRYLOXYPROPYLMETHYLDICHLOROSILANE	67
18306-79-1	3-AMINOPROPYLDIMETHYLETHOXYLSILANE	50
18395-30-7	ISOBUTYLTRIMETHOXYLSILANE	66
18536-91-9	n-DODECYLTRIETHOXYLSILANE	63
18586-39-5	2-(DIPHENYLPHOSPHINO)ETHYLTRIETHOXYLSILANE	62
18643-08-8	DIMETHYL-n-OCTADECYLCHLOROSILANE	61
18666-65-4	VINYLTRIPHENOXYLSILANE	84
23779-32-0	n-(TRIETHOXYSILYLPROPYL)UREA	79
24589-78-4	n-METHYL-N-TRIMETHYLSILYLTRIFLUOROACETAMIDE	69
24801-88-5	3-ISOCYANATOPROPYLTRIETHOXYLSILANE	66
25357-81-7	3-AMINOPROPYLTRIS(TRIMETHYLSILOXY)SILANE	51
25561-30-2	BIS(TRIMETHYLSILYL)TRIFLUOROACETAMIDE	54
27688-52-6	n-OCTADECYLDIMETHYL[(3-TRIMETHOXYSILYL)PROPYL] AMMONIUM CHLORIDE	70
31001-77-1	3-MERCAPTOPROPYLMETHYLDIMETHOXYLSILANE	67
34937-00-3	3-(N-STYRYLMETHYL-2-AMINOETHYLAMINO)PROPYLTRIMETHOXYSI-LANE-HYDROCHLORIDE	75
35141-30-1	TRIMETHOXYSILYLPROPYLDIETHYLENETRIAMINE	80
35141-36-7	n-TRIMETHOXYSILYLPROPYL-N, N, N-TRIMETHYLAMMONIUM CHLORIDE	81
37843-11-1	ADAMANTYLETHYLTRICHLOROSILANE	48
38051-57-9	n-DECYLDIMETHYLCHLOROSILANE	58
38595-58-0	3-ACRYLOXYPROPYLTRICHLOROSILANE	48
40372-72-3	BIS[3-(TRIETHOXYSILYL)PROPYL]TETRASULFIDE	53
40762-28-5	3-PIPERAZINOPROPYLTRIMETHOXYLSILANE	74
41051-80-3	(N,N-DIETHYL-3-AMINOPROPYL)TRIMETHOXYLSILANE	59
41591-87-1	n-TETRADECYLDIMETHYL(3-TRIMETHOXYSILYLPROPYL) AMMONIUM CHLORIDE	75

CAS Number	Chemical Name	Page Number
49539-88-0	PHENETHYLTRIMETHOXSILANE	72
51851-37-7	(TRIDECAFLUORO-1,1,2,2-HYDROOCTYL)-1-TRIETHOXSILANE	79
52217-52-4	7-OCT-1-ENYLTRICHLOROSILANE	71
52217-53-5	1,8-BIS(TRICHLOROSILYL)OCTANE	52
52217-57-9	7-OCT-1-ENYLTRIMETHOXSILANE	71
53749-38-5	(10-CARBOMETHOXYDECYL)DIMETHYLCHLOROSILANE	55
58274-32-1	1-TRICHLOROSILYL-2-(p,m-CHLOROMETHYLPHENYL)ETHANE	78
58298-01-4	1,4-BIS(TRIMETHOXSILYLETHYL)BENZENE	53
58479-61-1	tert-BUTYLDIPHENYLCHLOROSILANE	55
58751-56-7	5-HEXENYLTRIMETHOXSILANE	65
68128-25-6	1-TRIMETHOXSILYL-2(p,m-CHLOROMETHYL)PHENYLETHANE	79
69304-37-6	1, 3-DICHLOROTETRAISOPROPYLDISILOXANE	59
69519-51-3	1, 3-DI-n-OCTYLTETRAMETHYLDISILAZANE	61
69739-34-0	tert-BUTYLDIMETHYLSILYLTRIFLUOROMETHANESULFONATE	54
71550-63-5	3-ACRYLOXYPROPYLMETHYLDICHLOROSILANE	48
71808-65-6	n-OCTADECYLDIMETHYLMETHOXSILANE	69
73609-36-3	(TRIDECAFLUORO-1,1, 2,2-HYDROOCTYL)-1-METHYLDICHLOROSILANE	78
74113-77-2	(AMINOETHYLAMINOMETHYL)PHENETHYLTRIMETHOXSILANE	50
76358-47-9	tert-BUTYLDIPHENYLMETHOXSILANE	55
76750-52-2	3-PIPERIDINOPROPYLTRIMETHOXSILANE	74
77377-52-7	n-METHYL-N-(t-BUTYLDIMETHYLSILYL)-TRIFLUOROACETAMIDE	67
78560-44-8	(HEPTADECALUORO-1,1,2,2-TETRAHYDRODECYL)-1-TRICHLOROSILANE	64
78560-45-9	(TRIDECAFLUORO-1,1,2,2-HYDROOCTYL)-1-TRICHLOROSILANE	79
79793-00-3	2-(4-CHLOROSULFONYLPHENYL)ETHYLTRICHLOROSILANE (50% IN MeCl ₂)	56
79793-00-3	2-(4-CHLOROSULFONYLPHENYL)ETHYLTRICHLOROSILANE (50% IN TOLUENE)	56
87135-01-1	1,6-BIS(TRIMETHOXSILYL)HEXANE	53
90633-16-2	DIISOPROPYLETHOXSILANE	60
10026-04-7	TETRACHLOROSILANE	75
101947-16-4	(HEPTADECALUORO-1,1,2,2-TETRAHYDRODECYL)-1-TRIETHOXSILANE	64
102488-47-1	(TRIDECAFLUORO-1,1,2,2-HYDROOCTYL)-1-DIMETHYLCHLOROSILANE	78
134000-44-5	STYRYLETHYLTRIMETHOXSILANE	75
143203-47-8	3-CYANOPROPYLDIMETHYLMETHOXSILANE	57
N/A	3-AMINOPROPYLDIISOPROPYLETHOXSILANE	42
N/A	2-(4-CHLOROSULFONYLPHENYL)ETHYLTRIMETHOXSILANE (50% IN MeCl ₂)	57
N/A	3-IODOPROPYLTRIETHOXSILANE	58
N/A	3-TRIMETHOXSILYLBUTYLALDEHYDE	74
N/A	3-TRIETHOXSILYLBUTYLALDEHYDE	74
N/A	2-(TRIMETHOXSILYL)ETHYL-2-PYRIDINE	71
N/A	N-[(3-TRIMETHOXSILYL)PROPYL]ETHYLENEDIAMINE TRIACETIC ACID, TRISODIUM SALT	80
N/A	N-(3-(TRIMETHOXSILYL)PROPYL)DIMETHYLAMMONIOPROPYLSULFONATE	81
N/A	N-[(3-TRIMETHOXSILYL)PROPYL]ETHYLENEDIAMINE TRIACETIC ACID, TRIPOTASSIUM SALT	83

INDEX BY CAS NUMBER

SILICON CONTAINING MATERIALS

CAS Number	Chemical Name	Page Number
78-10-4	Tetraethoxysilane	
78-62-6	Dimethyldiethoxysilane	
682-01-9	Tetra-n-propoxysilane	
2031-67-6	Methyltriethoxysilane	
2537-10-1	Bis (dimethylamino) methylvinylsilane	
2627-95-4	1,3-Divinyltetramethyldisiloxane	
3277-26-7	1,1,3,3-Tetramethyldisiloxane	
4253-34-3	Methyltriacetoxysilane	
25498-02-6	Polydimethoxysiloxane	
27306-78-1	Dimethylsiloxane ethylene oxide block copolymer	
27342-69-4	1,3,5,7-Tetravinyltetramethylcyclotetrasiloxane	
30110-74-8	1,1,3,3-Tetramethyldisiloxane	
63148-57-2	Polymethylhydrosiloxane, trimethylsilyl terminated	
63148-59-4	(82-86%)Dimethyl (14-18%) diphenylsiloxane copolymer, silanol terminated	
63148-62-9	Polydimethylsiloxane, trimethylsiloxy terminated	
67762-83-8	(70%) Dimethyl (30%) methyloctylsiloxane copolymer	
67762-85-0	Dimethylsiloxane (60% propylene oxide-40% ethylene oxide) block copolymer	
67762-94-1	Vinylmethyl, dimethylsiloxane copolymer, trimethylsiloxane terminated	
67923-13-1	Polydimethylsiloxane, dimethylchloro terminated	
68037-59-2	Methylhydro, dimethylsiloxane copolymer, trimethylsilyl terminated	
68037-63-8	Polydimethylsiloxane, carbanol terminated	
68037-90-1	Polyphenylpropylsilsequioxane, 4 OH groups average, 30% propyl	
68082-23-5	Cyclic vinylmethyl siloxanes	
68083-19-2	Polydimethylsiloxane, vinyltrimethyl terminated	
68083-18-1	Vinylmethyl, dimethylsiloxane copolymer, vinyltrimethyl terminated	
68412-37-3	Polydiethoxysiloxane	
68440-60-8	Polydimethylsiloxane, dimethylacetoxo terminated	
68440-90-4	Polymethyloctylsiloxane	
68478-92-2	Platinum divinyl complex	
68584-83-8	Vinyl Q-resin dispersion	
68554-70-1	Polymethylsilsequioxane	
68585-32-0	Platinum cyclovinyl complex	
68607-75-0	Polymethyloctadecylsiloxane	
68938-54-5	Dimethylsiloxane (25%) ethylene oxide block copolymer	
68951-96-2	Diphenyl dimethyl copolymer, vinyl terminated	
70131-67-8	Polydimethylsiloxane, silanol terminated	
70900-21-9	Polydimethylsiloxane, hydride terminated	
71750-80-6	Amino functional T-structure	
75132-84-2	(N-Trimethoxysilylpropyl)polyethylenimine, 50% in isopropanol	
76684-67-8	Polymethyltetradecylsiloxane	
102783-03-9	Mercapto functional, polydimethylsiloxane copolymer	
106214-84-0	Polydimethylsiloxane, aminopropyltrimethyl terminated	
N/A	9% Zinc octoate in polydimethylsiloxane/hydrocarbon blend	
N/A	25% Dibutyl tin dilaurate in polydimethylsiloxane	
N/A	50% Tin octoate in polydimethylsiloxane	
N/A	Glycidoxypentyl methyl dimethyl siloxane copolymer	
N/A	(N-Dimethoxymethylsilylpropyl)polyethylenimine, 50% in isopropanol	
N/A	Platinum octanol complex	
N/A	Polydimethylsiloxane, methylacetoxo terminated	
N/A	Polymethylhexadecylsiloxane	
N/A	Mercaptomethyl homopolymer	
N/A	Tetramethylammonium siloxanolate	
N/A	(N-Triethoxysilylpropyl)o-polyethylene oxide urethane	
N/A	Vinylmethoxysiloxane oligomer	



Placing An Order

Email: info@unitedchem.com

Web: www.unitedchem.com

UCT, Inc.
2731 Bartram Rd.
Bristol, PA 19007

Phone: 800.385.3153

Fax: 215.785.1226

www.unitedchem.com



4112-01-14

